

AS ONE, WE CAN.

ONE

OCEAN NETWORK EXPRESS



Service Maps
OCEANIA

Copyright © Ocean Network Express Pte. Ltd. All Rights Reserved



For more information, please click [here](#)

PORT ROTATION

(Terminals are subject to change)

| ORIGIN | ETA/ETD | TERMINAL |
|----------------------------|---------|---|
| Yokohama | SUN/SUN | *Daikoku C-4 |
| Osaka | TUE/TUE | *Nanko C-8 |
| Pusan | WED/THU | Hyundai Pusan New-Port Terminal |
| Qingdao | FRI/SUN | Qingdao Qianwan Container Terminal |
| Shanghai | TUE/WED | Wai Gao Qiao 1 |
| Ningbo | WED/THU | Beilun International Container Terminal |
| Melbourne | TUE/THU | Patrick |
| Sydney | FRI/SUN | Patrick |
| Brisbane | MON/TUE | Patrick |
| Yokohama | SUN/SUN | *Daikoku C-4 |
| Turnaround days: 42 | | |
| | | *Partner's vessel may call different terminals. |

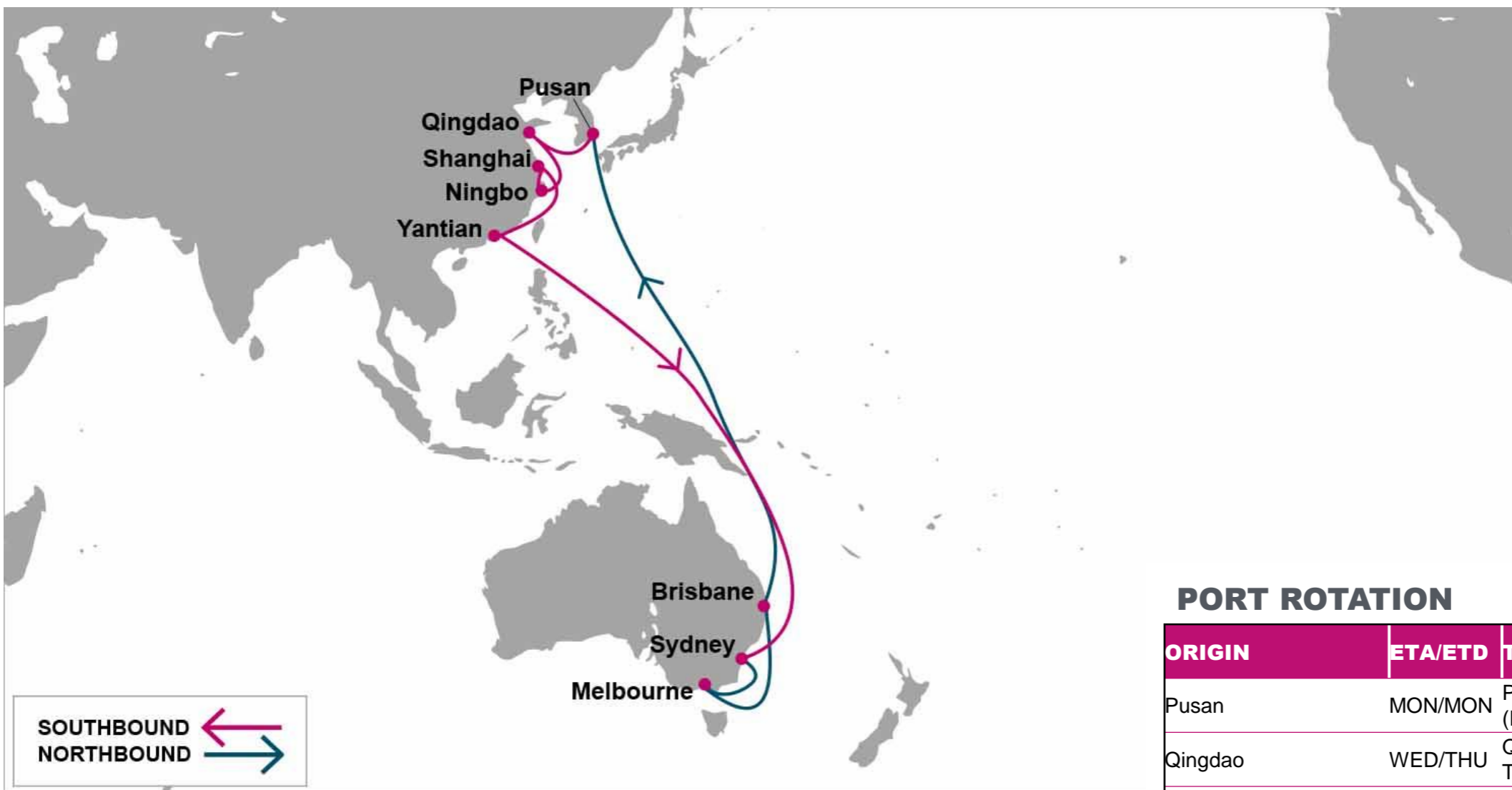
| S/B | MEL | SYD | BNE | N/B | YOK | OSA | PUS | TAO | SHA | NGB |
|-----|-----|-----|-----|-----|-----|-----|-----|-----|-----|-----|
| YOK | 23 | 26 | 29 | MEL | 17 | 19 | 20 | 22 | 26 | 27 |
| OSA | 21 | 24 | 27 | SYD | 14 | 16 | 17 | 19 | 23 | 24 |
| PUS | 19 | 22 | 25 | BNE | 12 | 14 | 15 | 17 | 21 | 22 |
| TAO | 16 | 19 | 22 | | | | | | | |
| SHA | 13 | 16 | 19 | | | | | | | |
| NGB | 12 | 15 | 18 | | | | | | | |

KEY TRANSIT TABLE - UNLOCODE PORT NAME & COUNTRY NAME

YOK: Yokohama, Japan | **OSA:** Osaka, Japan | **PUS:** Pusan, South Korea | **TAO:** Qingdao, China | **SHA:** Shanghai, China | **NGB:** Ningbo, China | **MEL:** Melbourne, Australia | **SYD:** Sydney, Australia | **BNE:** Brisbane, Australia

NOTE: Transit times and port rotation are as of now and subject to change

For more information, please click [here](#)



PORT ROTATION

(Terminals are subject to change)

| ORIGIN | ETA/ETD | TERMINAL |
|----------------------------|---------|--|
| Pusan | MON/MON | Pusan Newport International Terminal (PNIT) |
| Qingdao | WED/THU | Qingdao New Qianwan Container Tml (QQCT) |
| Ningbo | FRI/SAT | Ningbo Beilun International Terminal (NBCT) |
| Shanghai | SUN/MON | Shanghai Mingdong Container Terminal (WGQ Phase V) |
| Yantian | THU/THU | Yantian International Container (YICT) |
| Sydney | MON/WED | Patricks |
| Melbourne | THU/FRI | VICT |
| Brisbane | MON/TUE | Hutchinson |
| Pusan | MON/MON | Pusan Newport International Terminal (PNIT) |
| Turnaround days: 42 | | |

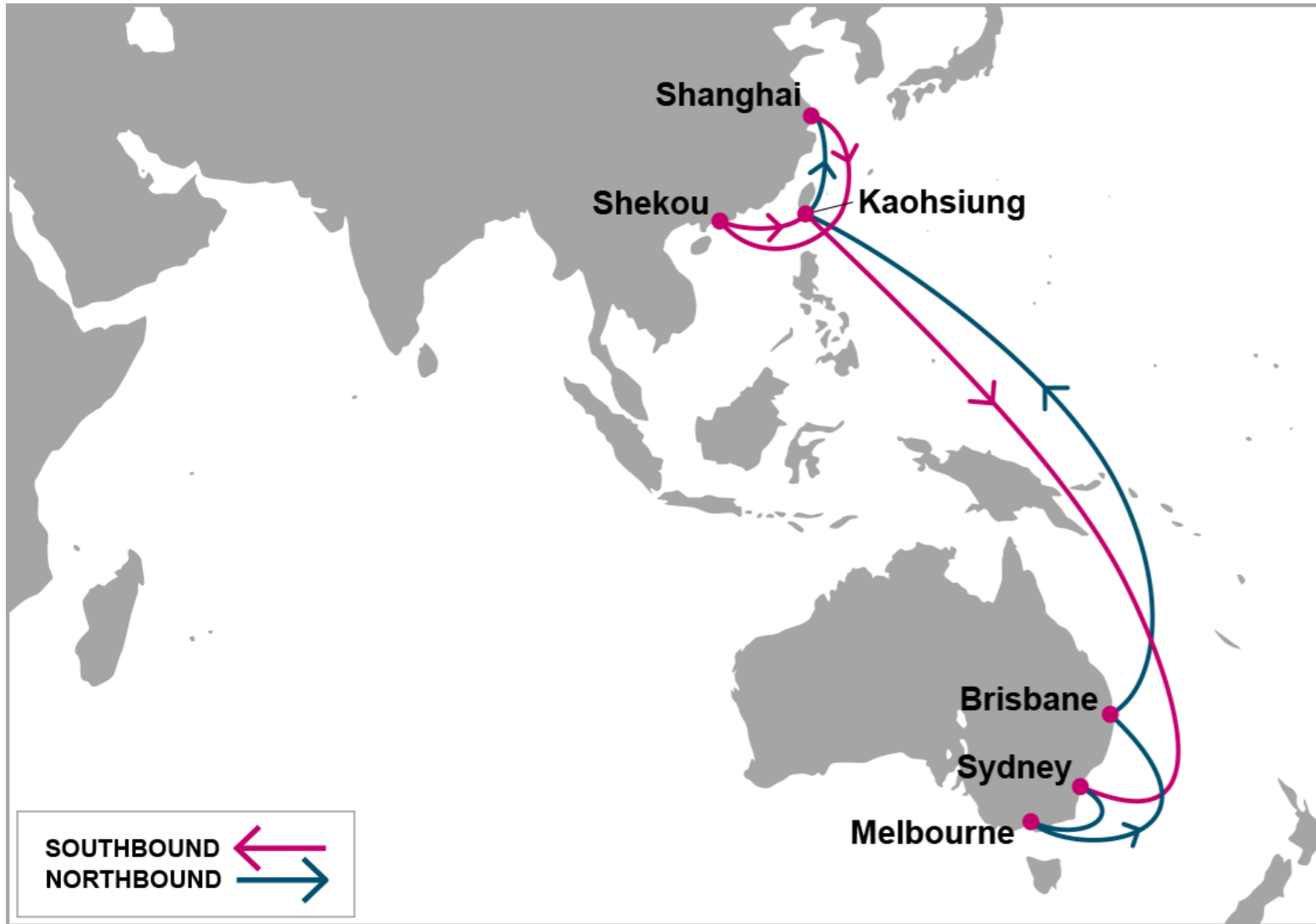
| S/B | SYD | MEL | BNE | N/B | PUS | TAO | NGB | SHA | YTN |
|-----|-----|-----|-----|-----|-----|-----|-----|-----|-----|
| PUS | 21 | 24 | 28 | SYD | 19 | 21 | 23 | 25 | 29 |
| TAO | 18 | 21 | 25 | MEL | 17 | 19 | 21 | 23 | 27 |
| NGB | 16 | 19 | 23 | BNE | 13 | 15 | 17 | 19 | 23 |
| SHA | 14 | 17 | 21 | | | | | | |
| YTN | 11 | 14 | 18 | | | | | | |

KEY TRANSIT TABLE - UNLOCODE PORT NAME & COUNTRY NAME

PUS: Pusan, South Korea | **TAO:** Qingdao, China | **NGB:** Ningbo, China | **SHA:** Shanghai, China | **YTN:** Yantian, China | **SYD:** Sydney, Australia | **MEL:** Melbourne, Australia | **BNE:** Brisbane, Australia

NOTE: Transit times and port rotation are as of now and subject to change

For more information, please click [here](#)



PORT ROTATION

(Terminals are subject to change)

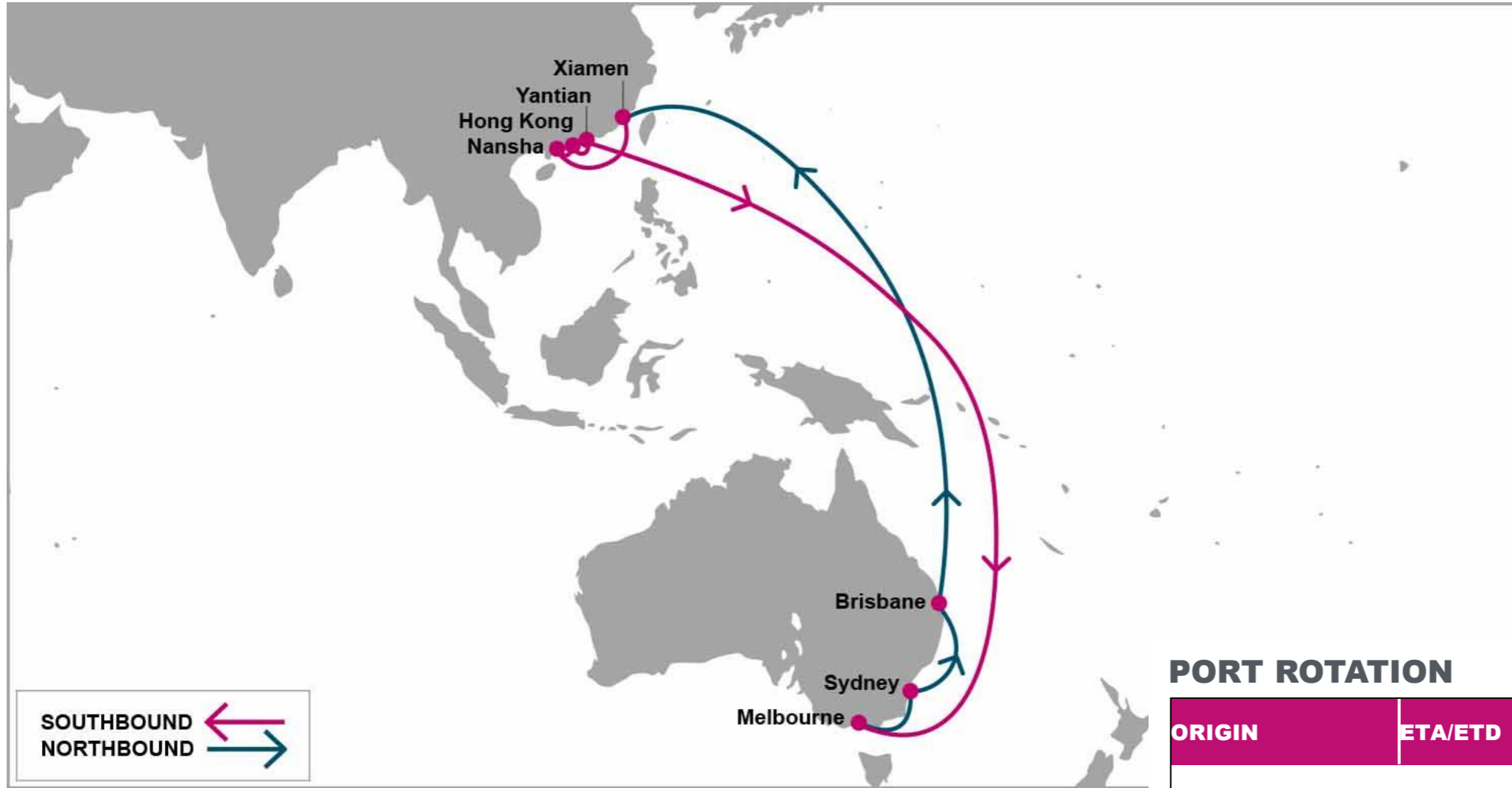
| ORIGIN | ETA/ETD | TERMINAL |
|----------------------------|---------|---|
| Shanghai | SUN/MON | Wai Gao Qiao No.1 |
| Shekou | THU/THU | Shekou Container Terminal |
| Kaohsiung | SAT/SAT | Kaohsiung Terminal No.6-#108/#109/#110/#111 |
| Sydney | THU/FRI | DP World Sydney |
| Melbourne | SUN/TUE | DP World Melbourne |
| Brisbane | FRI/SAT | DP World Brisbane |
| Kaohsiung | THU/FRI | Kaohsiung Terminal No.6-#108/#109/#110/#111 |
| Shanghai | SUN/MON | Wai Gao Qiao No.1 |
| Turnaround days: 42 | | |

| S/B | SYD | MEL | BNE | N/B | KHH | SHA | SHK |
|-----|-----|-----|-----|-----|-----|-----|-----|
| SHA | 17 | 20 | 25 | SYD | 20 | 23 | 27 |
| SHK | 14 | 17 | 22 | MEL | 16 | 19 | 23 |
| KHH | 12 | 15 | 20 | BNE | 12 | 15 | 19 |

KEY TRANSIT TABLE - UNLOCODE PORT NAME & COUNTRY NAME

NGB: Ningbo, China | **SHA:** Shanghai, China | **SHK:** Shekou, China | **KHH:** Kaohsiung, Taiwan | **MEL:** Melbourne, Australia | **SYD:** Sydney, Australia | **BNE:** Brisbane, Australia

NOTE: Transit times and port rotation are as of now and subject to change



For more information, please click [here](#)

PORT ROTATION

(Terminals are subject to change)

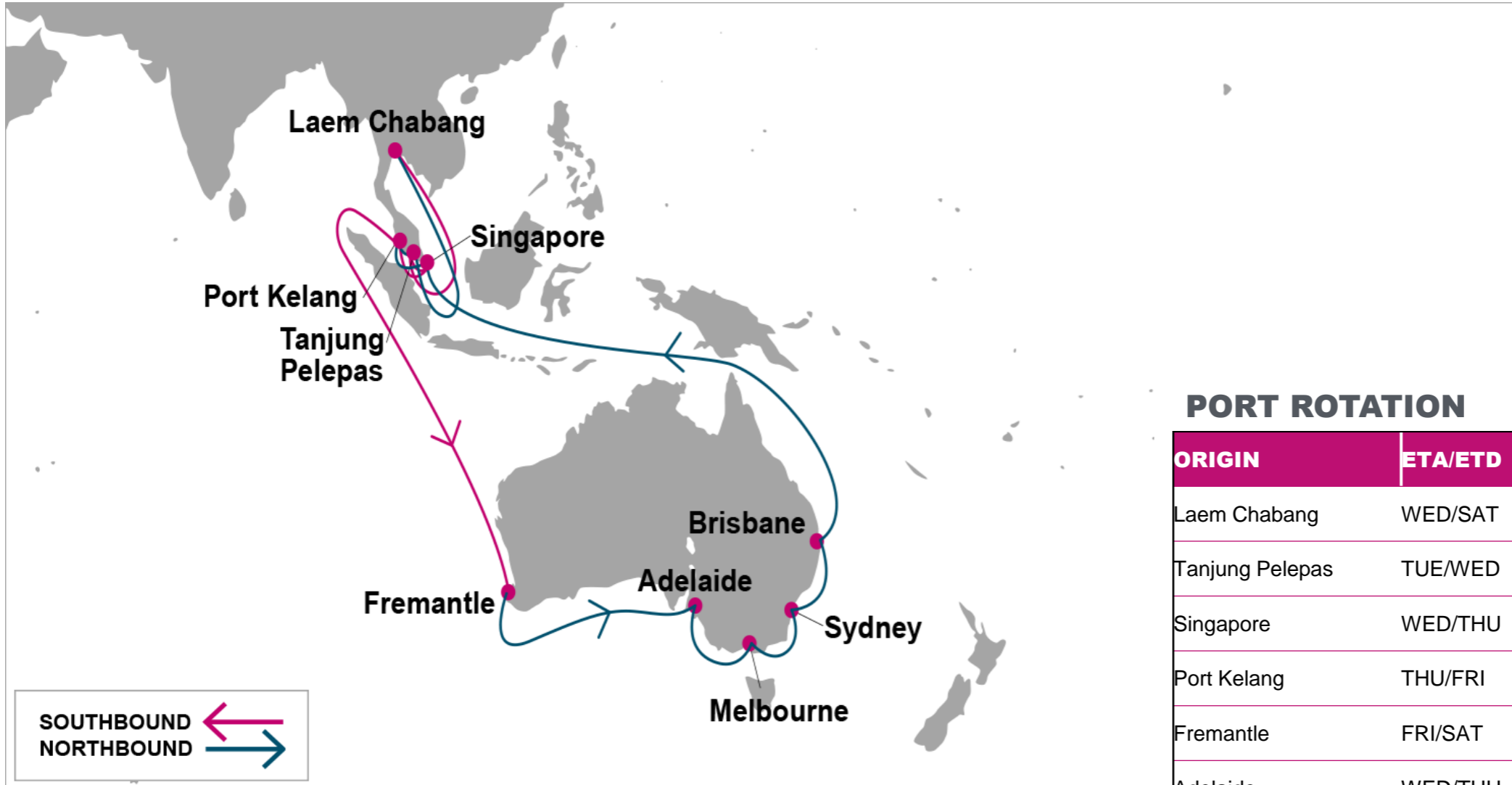
| ORIGIN | ETA/ETD | TERMINAL |
|----------------------------|---------|----------------------------------|
| Xiamen | WED/WED | Xiamen Hairun Terminal |
| Nansha | FRI/FRI | GZ Oceangate Container Terminal |
| Hong Kong | SAT/SAT | Hong Kong Modern Terminal Ltd |
| Yantian | SAT/SUN | YanTian Intl. Container Terminal |
| Melbourne | SUN/MON | Melbourne DPW Terminal |
| Sydney | WED/WED | Sydney DPW Terminal |
| Brisbane | FRI/SAT | DP World Brisbane |
| Xiamen | WED/WED | Xiamen Hairun Terminal |
| Turnaround days: 35 | | |

| S/B | MEL | SYD | BNE | N/B | XMN | NSA | HKG | YTN |
|-----|-----|-----|-----|-----|-----|-----|-----|-----|
| XMN | 18 | 21 | 23 | MEL | 16 | 18 | 19 | 19 |
| NSA | 16 | 19 | 21 | SYD | 14 | 16 | 17 | 17 |
| HKG | 15 | 18 | 20 | BNE | 11 | 13 | 14 | 14 |
| YTN | 14 | 17 | 19 | | | | | |

KEY TRANSIT TABLE - UNLOCODE PORT NAME & COUNTRY NAME

XMN: Xiamen, China | **NSA:** Nansha, China | **HKG:** Hong Kong, China | **YTN:** Yantian, China | **MEL:** Melbourne, Australia | **SYD:** Sydney, Australia | **BNE:** Brisbane, Australia |

For more information, please click [here](#)



PORT ROTATION

(Terminals are subject to change)

| ORIGIN | ETA/ETD | TERMINAL |
|-----------------|---------|-----------------|
| Laem Chabang | WED/SAT | LCB1 |
| Tanjung Pelepas | TUE/WED | Tanjung Pelepas |
| Singapore | WED/THU | PSA Singapore |
| Port Kelang | THU/FRI | Westport |
| Fremantle | FRI/SAT | Patrick |
| Adelaide | WED/THU | Flinders |
| Melbourne | FRI/SUN | VICT |
| Sydney | TUE/WED | Patrick |
| Brisbane | FRI/SAT | Patrick |
| Singapore | THU/FRI | PSA Singapore |
| Port Kelang | FRI/SAT | Westport |
| Tanjung Pelepas | SUN/MON | Tanjung Pelepas |
| Laem Chabang | WED | LCB1 |

Turnaround days: 49

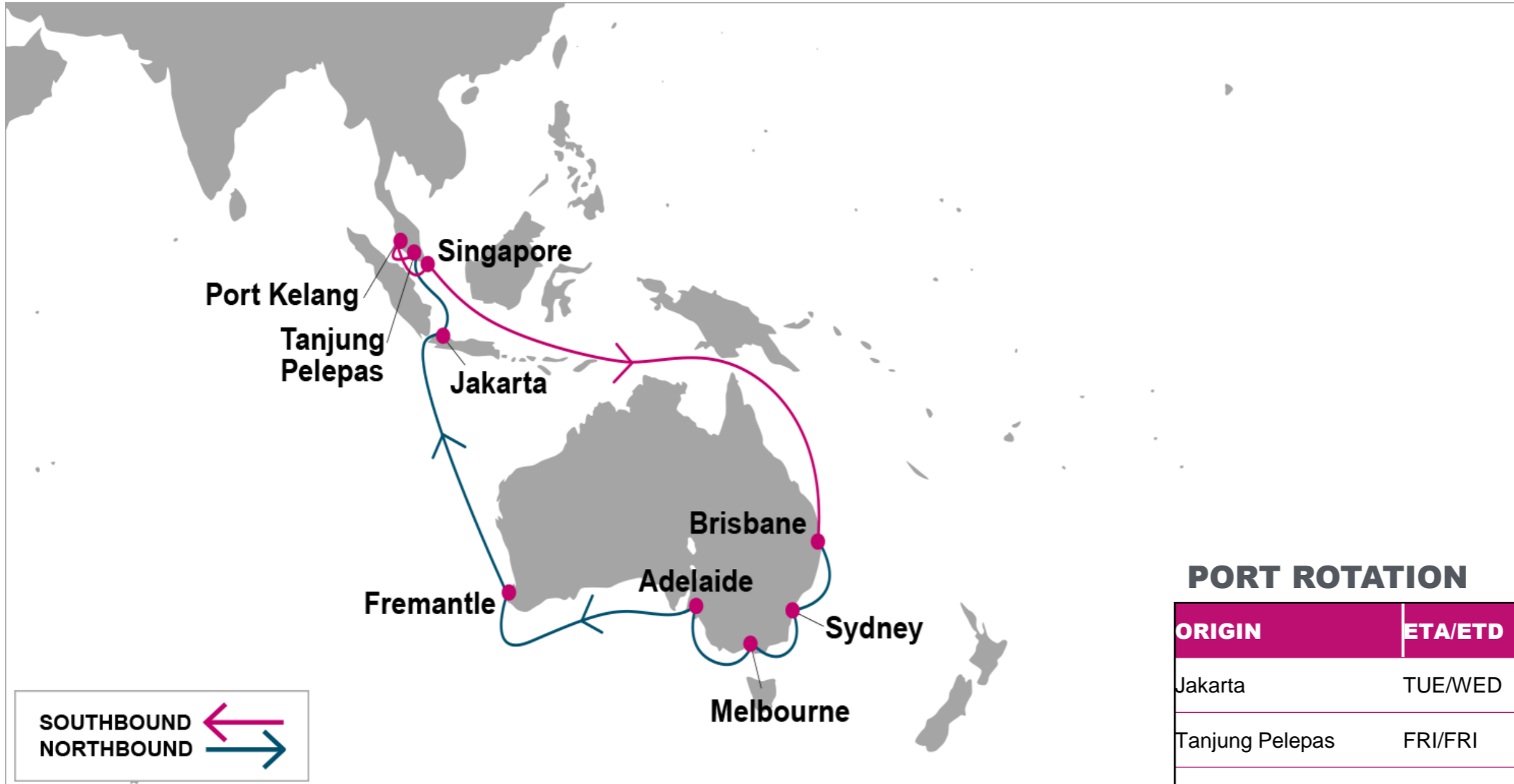
| S/B | FRE | ADL | MEL | SYD | BNE | N/B | SIN | PKG | TPP | LCH |
|-----|-----|-----|-----|-----|-----|-----|-----|-----|-----|-----|
| LCH | 13 | 18 | 20 | 24 | 27 | FRE | 26 | 27 | 29 | 32 |
| TPP | 9 | 14 | 16 | 20 | 23 | ADL | 21 | 22 | 24 | 27 |
| SIN | 8 | 13 | 15 | 19 | 22 | MEL | 18 | 19 | 21 | 24 |
| PKG | 7 | 12 | 14 | 18 | 21 | SYD | 15 | 16 | 18 | 21 |
| | | | | | | BNE | 12 | 13 | 15 | 18 |

KEY TRANSIT TABLE - UNLOCODE PORT NAME & COUNTRY NAME

LCH: Laem Chabang, Thailand | **TPP:** Tanjung Pelepas, Malaysia | **SIN:** Singapore, Singapore | **PKG:** Port Kelang, Malaysia | **FRE:** Fremantle, Australia | **ADL:** Adelaide, Australia | **MEL:** Melbourne, Australia | **SYD:** Sydney, Australia | **BNE:** Brisbane, Australia

NOTE: Transit times and port rotation are as of now and subject to change

For more information, please click [here](#)



PORT ROTATION

(Terminals are subject to change)

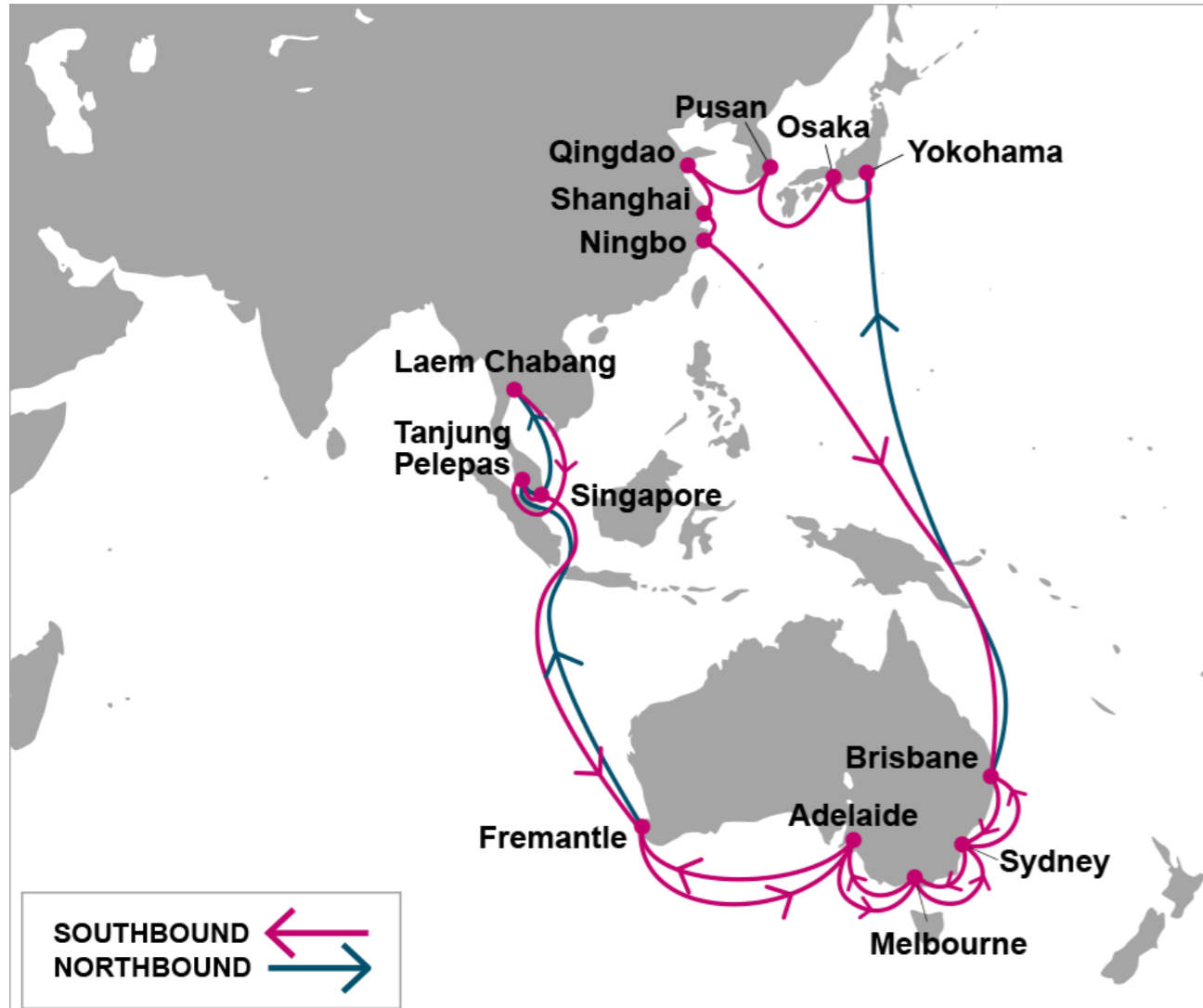
| ORIGIN | ETA/ETD | TERMINAL |
|----------------------------|---------|-----------------|
| Jakarta | TUE/WED | NPCT1 |
| Tanjung Pelepas | FRI/FRI | Tanjung Pelepas |
| Port Kelang | SAT/SUN | Westport |
| Singapore | MON/TUE | PSA Singapore |
| Brisbane | SAT/SUN | DP World |
| Sydney | TUE/WED | DP World |
| Melbourne | FRI/SAT | DP World |
| Adelaide | MON/MON | Flinders |
| Fremantle | SUN/MON | DP World |
| Jakarta | TUE/WED | NPCT1 |
| Turnaround days: 42 | | |

| S/B | BNE | SYD | MEL | ADL | FRE | N/B | JKT | TPP | PKL | SIN |
|-----|-----|-----|-----|-----|-----|-----|-----|-----|-----|-----|
| JKT | 17 | 20 | 23 | 26 | 32 | BNE | 23 | 26 | 27 | 29 |
| TPP | 15 | 18 | 21 | 24 | 30 | SYD | 20 | 23 | 24 | 26 |
| PKG | 13 | 16 | 19 | 22 | 28 | MEL | 17 | 20 | 21 | 23 |
| SIN | 11 | 14 | 17 | 20 | 26 | ADL | 15 | 18 | 19 | 21 |
| | | | | | | FRE | 8 | 11 | 12 | 14 |

KEY TRANSIT TABLE - UNLOCODE PORT NAME & COUNTRY NAME

JKT: Jakarta, Indonesia | **TPP:** Tanjung Pelepas, Malaysia | **SIN:** Singapore, Singapore | **PKG:** Port Kelang, Malaysia | **FRE:** Fremantle, Australia | **ADL:** Adelaide, Australia | **MEL:** Melbourne, Australia | **SYD:** Sydney, Australia | **BNE:** Brisbane, Australia

NOTE: Transit times and port rotation are as of now and subject to change



For more information, please click [here](#)

PORT ROTATION

(Terminals are subject to change)

| ORIGIN | ETA/ETD | TERMINAL |
|----------------------------|---------|---|
| Yokohama | MON/TUE | *Honmoku D-5 |
| Osaka | WED/WED | *Yumeshima C-11 |
| Pusan | FRI/SAT | Pusan Newport Internation Terminal |
| Qingdao | SUN/MON | Qingdao Qianwan United Container Terminal |
| Shanghai | TUE/WED | YS#3 (Guandong Int'l Container Terminal) |
| Ningbo | WED/THU | Ningbo Beilun Int'l Container Terminal |
| Brisbane | TUE/WED | Patrick |
| Sydney | THU/SAT | Patrick |
| Melbourne | SUN/TUE | Patrick |
| Adelaide | WED/THU | Flinders |
| Fremantle | MON/WED | Patrick |
| Tanjung Pelepas | FRI/FRI | Tanjung Pelepas |
| Singapore | SAT/SUN | PSA Singapore |
| Laem Chabang | THU/SAT | LCB1 |
| Tanjung Pelepas | MON/WED | Tanjung Pelepas |
| Singapore | WED/THU | PSA Singapore |
| Fremantle | WED/THU | Patrick |
| Adelaide | TUE/WED | Flinders |
| Melbourne | FRI/SAT | Patrick |
| Sydney | MON/TUE | Patrick |
| Brisbane | THU/FRI | Patrick |
| Yokohama | MON/TUE | *Honmoku D-5 |
| Turnaround days: 91 | | |

| S/B | BNE | SYD | MEL | ADL | FRE | N/B | TPP | SIN | LCH |
|-----|-----|-----|-----|-----|-----|-----|-----|-----|-----|
| YOK | 21 | 23 | 26 | 29 | 34 | BNE | 23 | 24 | 29 |
| OSA | 20 | 22 | 25 | 28 | 33 | SYD | 20 | 21 | 26 |
| PUS | 17 | 19 | 22 | 25 | 30 | MEL | 17 | 18 | 23 |
| TAO | 15 | 17 | 20 | 23 | 28 | ADL | 15 | 16 | 21 |
| SHA | 13 | 15 | 18 | 21 | 26 | FRE | 9 | 10 | 15 |
| NGB | 12 | 14 | 17 | 20 | 25 | | | | |

| S/B | FRE | ADL | MEL | SYD | BNE | N/B | YOK | OSA | PUS | TAO | SHA | NGB |
|-----|-----|-----|-----|-----|-----|-----|-----|-----|-----|-----|-----|-----|
| LCH | 11 | 17 | 20 | 23 | 26 | FRE | 25 | 27 | 29 | 31 | 33 | 34 |
| TPP | 7 | 13 | 16 | 19 | 22 | ADL | 19 | 21 | 23 | 25 | 27 | 28 |
| SIN | 6 | 12 | 15 | 18 | 21 | MEL | 16 | 18 | 20 | 22 | 24 | 25 |
| | | | | | | SYD | 13 | 15 | 17 | 19 | 21 | 22 |
| | | | | | | BNE | 10 | 12 | 14 | 16 | 18 | 19 |

KEY TRANSIT TABLE - UNLOCODE PORT NAME & COUNTRY NAME

YOK: Yokohama, Japan | OSA: Osaka, Japan | PUS: Pusan, South Korea | TAO: Qingdao, China | SHA: Shanghai, China | NGB: Ningbo, China | BNE: Brisbane, Australia | SYD: Sydney, Australia | MEL: Melbourne, Australia | ADL: Adelaide, Australia | FRE: Fremantle, Australia | TPP: Tanjung Pelepas, Malaysia | SIN: Singapore, Singapore | LCH: Laem Chabang, Thailand | SIN: Singapore, Singapore

NOTE: Transit times and port rotation are as of now and subject to change



For more information, please click [here](#)

PORT ROTATION

(Terminals are subject to change)

| ORIGIN | ETA/ETD | TERMINAL |
|----------------------------|---------|------------------------------------|
| Yokohama | MON/TUE | Honmoku D-5 |
| Osaka | WED/WED | Osaka DICT(C-10,11,12) |
| Pusan | FRI/SAT | Pusan Newport International Term. |
| Qingdao | SUN/MON | Qingdao Qianwan Container Co Ltd |
| Shanghai | TUE/WED | Yangshan, SGH Guandong Terminal |
| Ningbo | WED/THU | Beilun container terminal, Phase 2 |
| Brisbane | WED/THU | Brisbane Patricks Terminal |
| Sydney | SAT/SUN | Sydney Patricks Terminal |
| Melbourne | WED/THU | Melbourne Patrick Terminal |
| Brisbane | MON/THU | Brisbane Patricks Terminal |
| Yokohama | MON/TUE | Honmoku D-5 |
| Turnaround days: 49 | | |

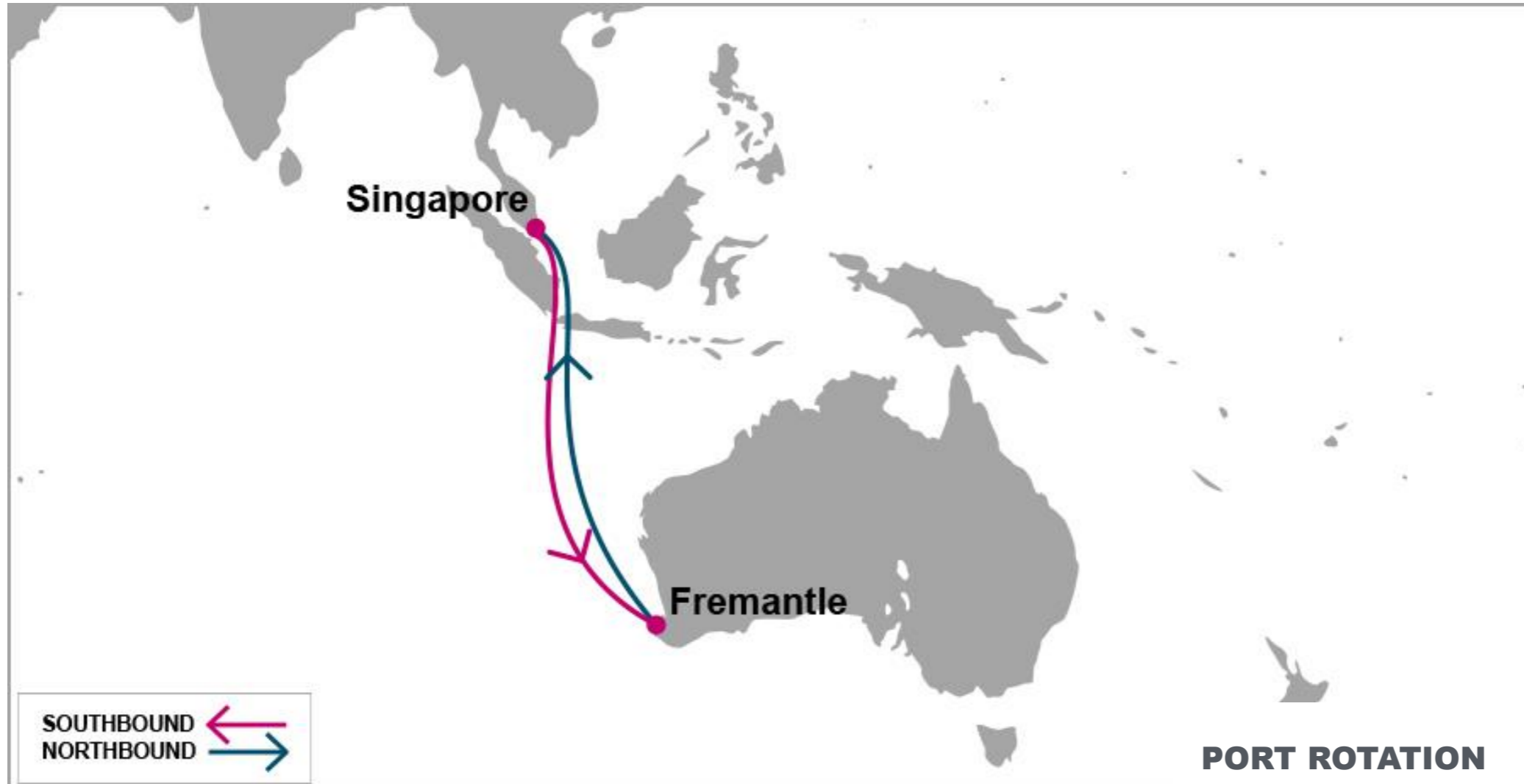
| S/B | BNE | SYD | MEL | N/B | YOK | OSA | PUS | TAO | SHA | NGB |
|-----|-----|-----|-----|-----|-----|-----|-----|-----|-----|-----|
| YOK | 23 | 26 | 30 | SYD | 22 | 24 | 26 | 28 | 30 | 31 |
| OSA | 21 | 24 | 28 | MEL | 18 | 20 | 22 | 24 | 26 | 27 |
| PUS | 19 | 22 | 26 | BNE | 13 | 15 | 17 | 19 | 21 | 22 |
| TAO | 17 | 20 | 24 | | | | | | | |
| SHA | 15 | 18 | 22 | | | | | | | |
| NGB | 14 | 17 | 21 | | | | | | | |

KEY TRANSIT TABLE - UNLOCODE PORT NAME & COUNTRY NAME

YOK: Yokohama, Japan | OSA: Osaka, Japan | PUS: Pusan, South Korea | TAO: Qingdao, China | NGB: Ningbo, China | SHA: Shanghai, China | YTN: Yantian, | SYD: Sydney, Australia | MEL: Melbourne, Australia | BNE: Brisbane, Australia

NOTE: Transit times and port rotation are as of now and subject to change

For more information, please click [here](#)



| | | | |
|------------|------------|------------|------------|
| S/B | FRE | N/B | SIN |
| SIN | 6 | FRE | 6 |

PORT ROTATION

(Terminals are subject to change)

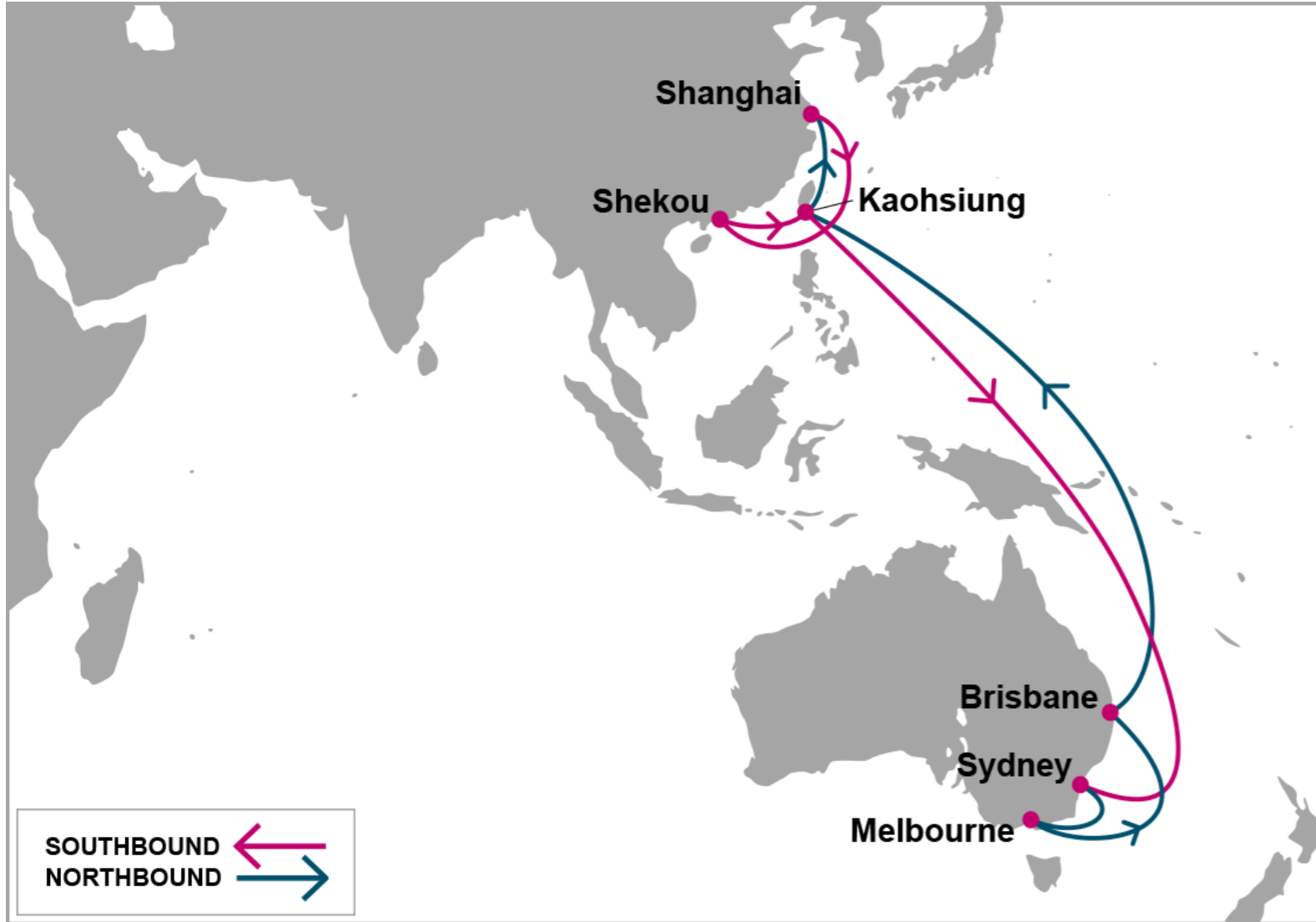
| ORIGIN | ETA/ETD | TERMINAL |
|----------------------------|---------|---------------|
| Singapore | THU/FRI | PSA Singapore |
| Fremantle | THU/FRI | Patrick |
| Singapore | THU/FRI | PSA Singapore |
| Turnaround days: 14 | | |

KEY TRANSIT TABLE - UNLOCODE PORT NAME & COUNTRY NAME

SIN: Singapore, Singapore | **FRE:** Fremantle, Australia

NOTE: Transit times and port rotation are as of now and subject to change

For more information, please click [here](#)



PORT ROTATION

(Terminals are subject to change)

| ORIGIN | ETA/ETD | TERMINAL |
|-----------|---------|---|
| Xiamen | FRI/FRI | Xiamen Ocean Gate Container Terminal |
| Shekou | SUN/MON | Shekou Container Terminal |
| Hong Kong | MON/TEU | Hong Kong International Terminal |
| Sydney | SAT/MON | Sydney International Container Terminal |
| Melbourne | WED/THU | Dp World Melbourne |
| Brisbane | SUN/MON | Brisbane Container Terminal |
| Xiamen | FRI/FRI | Xiamen Ocean Gate Container Terminal |

Turnaround days: 35

| S/B | SYD | MEL | BNE | N/B | XMN | SHK | HKG |
|-----|-----|-----|-----|-----|-----|-----|-----|
| XMN | 15 | 19 | 23 | SYD | 18 | 20 | 21 |
| SHK | 12 | 16 | 20 | MEL | 15 | 17 | 18 |
| HKG | 11 | 15 | 19 | BNE | 11 | 13 | 14 |

KEY TRANSIT TABLE - UNLOCODE PORT NAME & COUNTRY NAME

XMN: Xiamen, China | SHK: Shekou, China | HKG: Hong Kong, China | BNE: Brisbane, Australia | SYD: Sydney, Australia | MEL: Melbourne, Australia

NOTE: Transit times and port rotation are as of now and subject to change

For more information, please click [here](#)



PORT ROTATION

(Terminals are subject to change)

| ORIGIN | ETA/ETD | TERMINAL |
|----------------------------|---------|--|
| Ningbo | FRI/SAT | Ningbo Beilun International Container Terminals Limited |
| Shanghai | SUN/MON | Shanghai Mingdong Container Terminals Limited |
| Yantian | THU/THU | Yantian International Container Terminals Limited (YICT) |
| Sydney | MON/WED | Patrick Stevedores Terminal |
| Melbourne | THU/FRI | VIC International Container Terminal (VICT) |
| Brisbane | MON/TUE | Brisbane Container Terminal |
| Xiamen | FRI/SAT | Ningbo Beilun International Container Terminals Limited |
| Turnaround days: 35 | | |

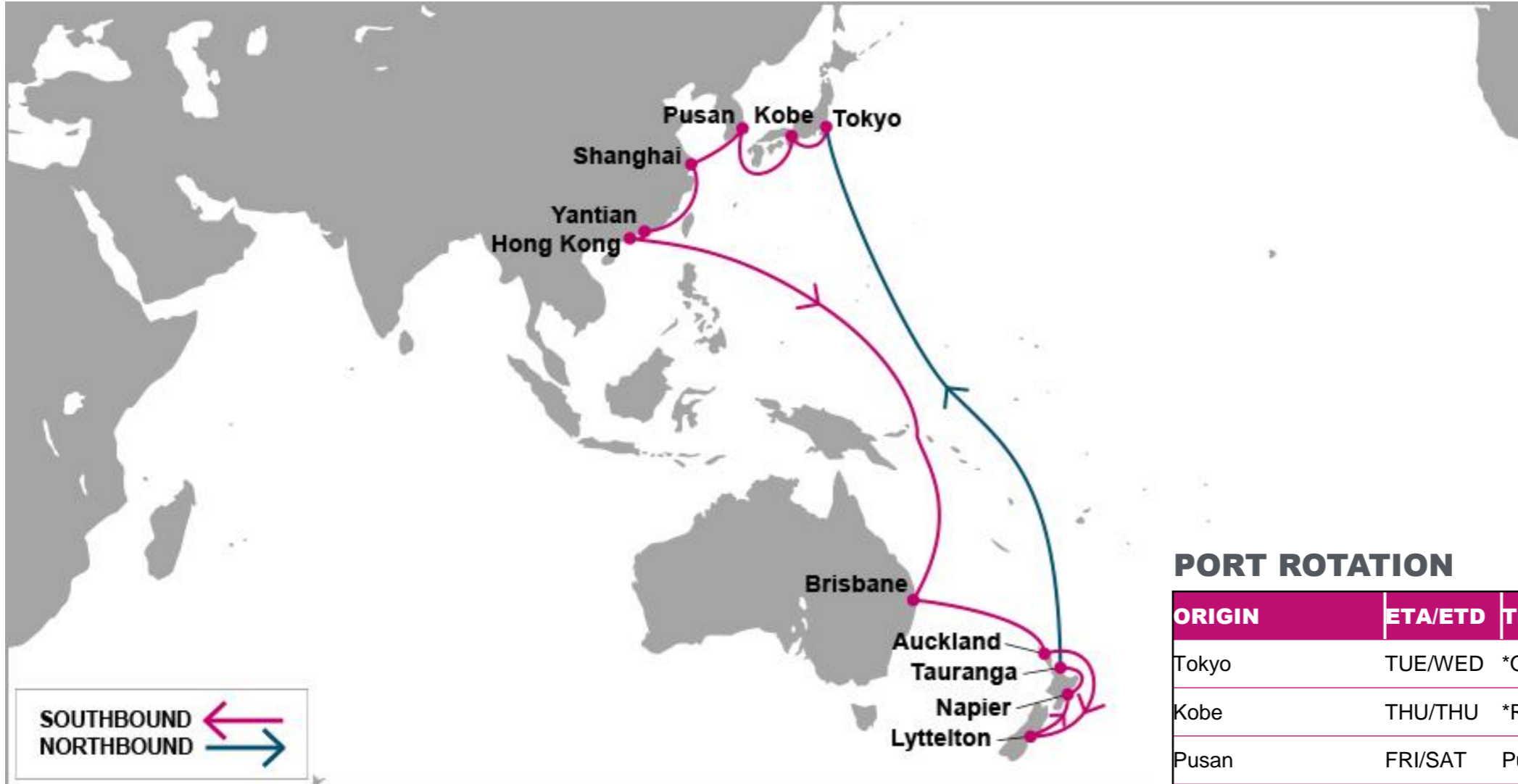
| S/B | SYD | MEL | BNE | N/B | NGB | SHA | YTN |
|-----|-----|-----|-----|-----|-----|-----|-----|
| NGB | 16 | 19 | 23 | SYD | 16 | 18 | 22 |
| SHA | 14 | 17 | 21 | MEL | 14 | 16 | 20 |
| YTN | 11 | 14 | 18 | BNE | 10 | 12 | 16 |

KEY TRANSIT TABLE - UNLOCODE PORT NAME & COUNTRY NAME

NGB: Ningbo, China | SHA: Shanghai, China | YTN: Yantian, China | BNE: Brisbane, Australia | SYD: Sydney, Australia | MEL: Melbourne, Australia

NOTE: Transit times and port rotation are as of now and subject to change

For more information, please click [here](#)



PORT ROTATION

(Terminals are subject to change)

| ORIGIN | ETA/ETD | TERMINAL |
|-----------|---------|---|
| Tokyo | TUE/WED | *Ohi No.3-4 Terminal |
| Kobe | THU/THU | *Rokko RC-6/7 |
| Pusan | FRI/SAT | Pusan Newport Company (PNC) |
| Shanghai | SUN/MON | YS#3 (Guandong Int'l Container Terminal) |
| Yantian | WED/WED | Yantian International Container Terminal (YICT) |
| Hong Kong | WED/THU | *Hong Kong International Terminal |
| Brisbane | SUN/MON | DPW Australia Brisbane Terminal |
| Auckland | FRI/SAT | Port of Auckland (Axies Int'l) |
| Lyttelton | MON/TUE | Lyttelton Port Company Ltd. |
| Napier | WED/THU | Port of Napier Ltd |
| Tauranga | THU/FRI | Port of Tauranga Ltd |
| Tokyo | TUE/WED | *Ohi No.3-4 Terminal |

Turnaround days:42

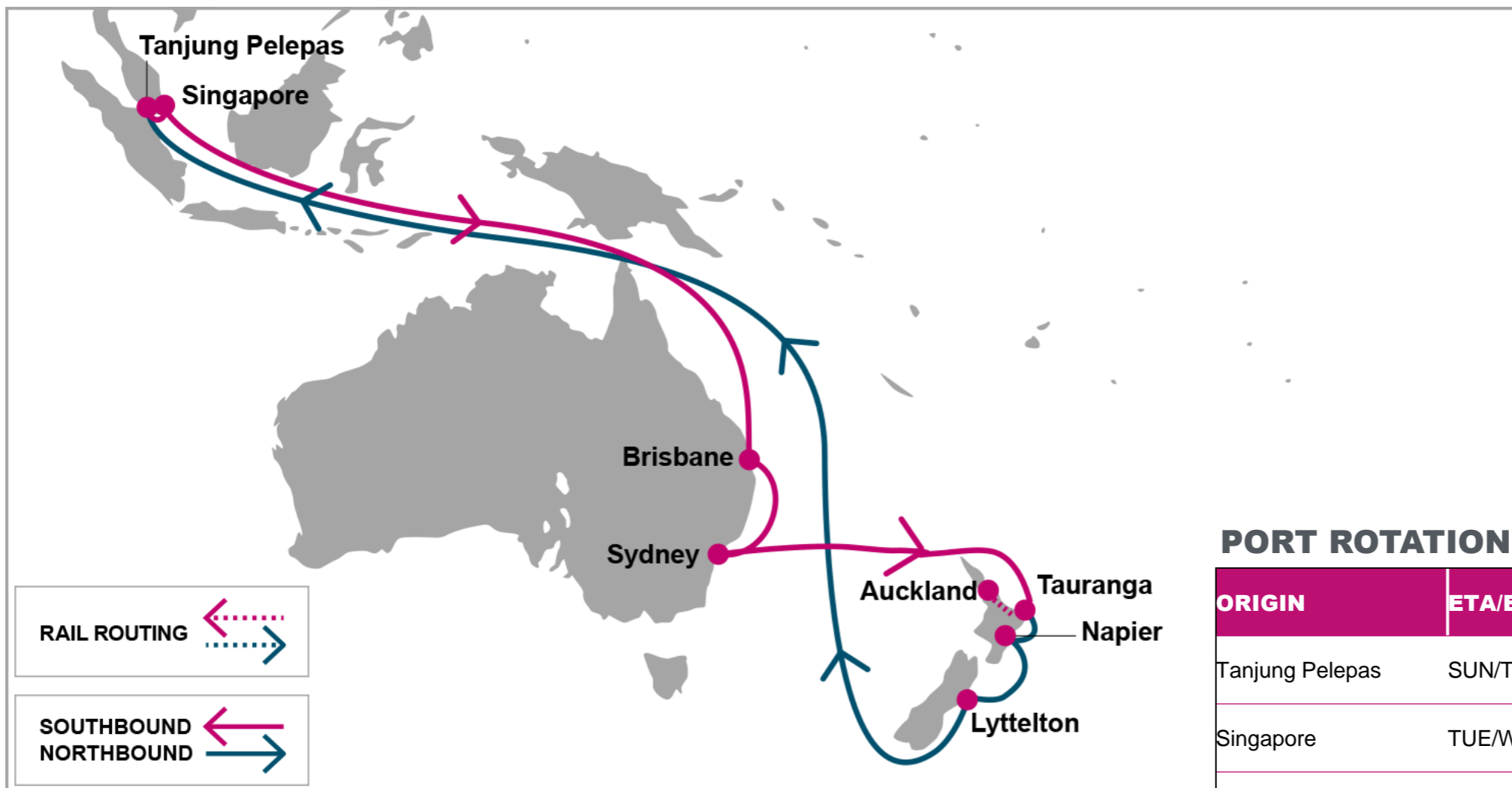
| S/B | BNE | AKL | LYT | NPE | TRG | N/B | TYO | UKB | PUS | SHA | YTN | HKG |
|-----|-----|-----|-----|-----|-----|-----|-----|-----|-----|-----|-----|-----|
| TYO | 18 | 23 | 26 | 28 | 29 | BNE | 22 | 24 | 25 | 27 | 30 | 30 |
| UKB | 17 | 22 | 25 | 27 | 28 | AKL | 17 | 19 | 20 | 22 | 25 | 25 |
| PUS | 15 | 20 | 23 | 25 | 26 | LYT | 14 | 16 | 17 | 19 | 22 | 22 |
| SHA | 13 | 18 | 21 | 23 | 24 | NPE | 12 | 14 | 15 | 17 | 20 | 20 |
| YTN | 11 | 16 | 19 | 21 | 22 | TRG | 11 | 13 | 14 | 16 | 19 | 19 |
| HKG | 10 | 15 | 18 | 20 | 21 | | | | | | | |

KEY TRANSIT TABLE - UNLOCODE PORT NAME & COUNTRY NAME

TYO: Tokyo, Japan | **UKB:** Kobe, Japan | **PUS:** Pusan, South Korea | **SHA:** Shanghai, China | **YTN:** Yantian, China | **HKG:** Hong Kong, China | **BNE:** Brisbane, Australia | **AKL:** Auckland, New Zealand | **LYT:** Lyttelton, New Zealand | **NPE:** Napier, New Zealand | **TRG:** Tauranga, New Zealand

NOTE: Transit times and port rotation are as of now and subject to change

For more information, please click [here](#)



PORT ROTATION

(Terminals are subject to change)

| ORIGIN | ETA/ETD | TERMINAL |
|---------------------|---------|------------------------|
| Tanjung Pelepas | SUN/TUE | Tanjung Pelepas Port |
| Singapore | TUE/WED | PSA Singapore |
| Brisbane | SAT/SUN | Patrick |
| Sydney | MON/WED | Patrick |
| Tauranga | SUN/TUE | Port of Tauranga |
| Auckland (Via Rail) | WED/THU | Metroport |
| Napier | THU/FRI | Port of Napier |
| Lyttelton | SAT/SUN | Lyttelton Port Company |
| Tanjung Pelepas | SUN/TUE | Tanjung Pelepas Port |

Turnaround days: 42

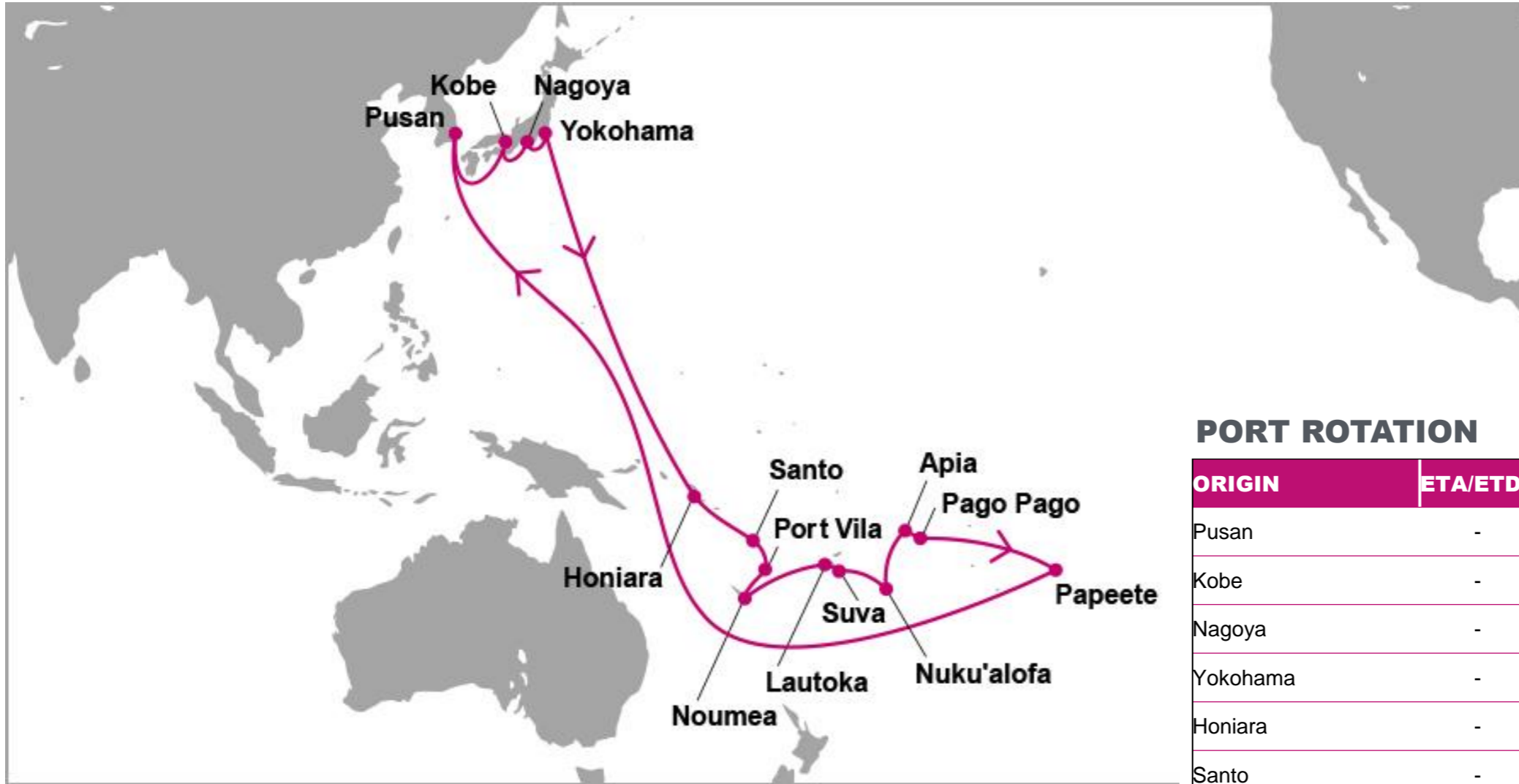
| S/B | BNE | SYD | TRG | AKL | NPE | LYT | N/B | TPP | SIN |
|-----|-----|-----|-----|-----|-----|-----|-----|-----|-----|
| TPP | 11 | 13 | 19 | 22 | 23 | 25 | TRG | 19 | 21 |
| SIN | 10 | 12 | 18 | 21 | 22 | 24 | AKL | 17 | 19 |
| | | | | | | | NPE | 16 | 18 |
| | | | | | | | LYT | 14 | 16 |

KEY TRANSIT TABLE - UNLOCODE PORT NAME & COUNTRY NAME

TPP: Tanjung Pelepas, Malaysia | **SIN:** Singapore, Singapore | **AKL:** Auckland, New Zealand | **TRG:** Tauranga, New Zealand | **NPE:** Napier, New Zealand | **LYT:** Lyttelton, New Zealand | **SYD:** Sydney, Australia | **BNE:** Brisbane, Australia

NOTE: Transit times and port rotation are as of now and subject to change

For more information, please click [here](#)



PORT ROTATION

(Terminals are subject to change)

| ORIGIN | ETA/ETD | TERMINAL |
|-------------------------|---------|-------------------------------------|
| Pusan | - | Busan Port Terminal |
| Kobe | - | Rokko IS. General Berth |
| Nagoya | - | Nagoya Kinjo General Berth |
| Yokohama | - | Daikoku General Berth |
| Honiara | - | S.I. Ports Authority |
| Santo | - | Luganville Wharf |
| Port Vila | - | Main Wharf |
| Noumea | - | Port Autonome De La Nouvelle Calédo |
| Lautoka | - | Lautoka Port |
| Suva | - | Suva Port |
| Nuku'alofa | - | Queen Salote Wharf |
| Apia | - | Matautu |
| Pago Pago | - | Pago Pago |
| Papeete | - | Port Autonome De Papeete |
| Pusan | - | Busan Port Terminal |
| Turnaround days: | - | |

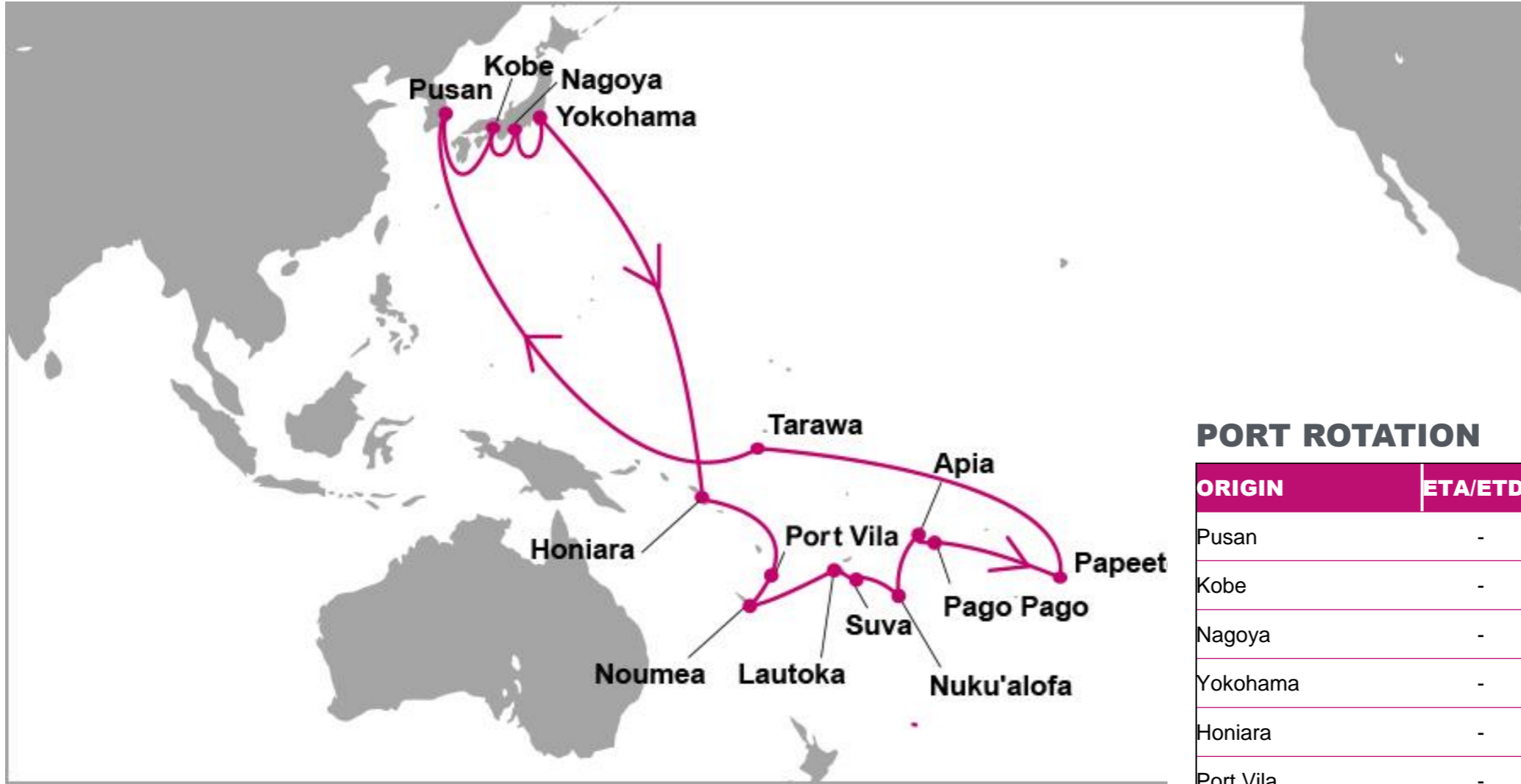
| S/B | HIR | SAN | VLI | NOU | LTK | SUV | TBU | APW | PPG | PPT | N/B | PUS | UKB | NGO | YOK |
|------------|-----|-----|-----|-----|-----|-----|-----|-----|-----|-----|------------|-----|-----|-----|-----|
| PUS | 12 | 16 | 17 | 18 | 22 | 23 | 25 | 28 | 30 | 34 | HIR | 40 | 43 | 45 | 47 |
| UKB | 11 | 15 | 16 | 17 | 21 | 22 | 24 | 27 | 29 | 33 | SAN | 38 | 41 | 42 | 44 |
| NGO | 10 | 14 | 15 | 16 | 20 | 21 | 23 | 26 | 28 | 32 | VLI | 37 | 40 | 41 | 43 |
| YOK | 8 | 12 | 13 | 14 | 18 | 19 | 21 | 24 | 26 | 30 | NOU | 35 | 38 | 39 | 41 |
| | | | | | | | | | | | LTK | 32 | 35 | 36 | 38 |
| | | | | | | | | | | | SUV | 31 | 34 | 35 | 37 |
| | | | | | | | | | | | TBU | 28 | 31 | 32 | 34 |
| | | | | | | | | | | | APW | 25 | 28 | 29 | 31 |
| | | | | | | | | | | | PPG | 24 | 27 | 28 | 30 |
| | | | | | | | | | | | PPT | 19 | 22 | 23 | 25 |

KEY TRANSIT TABLE - UNLOCODE PORT NAME & COUNTRY NAME

PUS: Pusan, South Korea | **UKB:** Kobe, Japan | **NGO:** Nagoya, Japan | **YOK:** Yokohama, Japan | **HIR:** Honiara, Solomon Islands | **SAN:** Santo, Vanuatu | **VLI:** Port Vila, Vanuatu | **NOU:** Noumea, New Caledonia | **LTK:** Lautoka, Fiji | **SUV:** Suva, Fiji | **TBU:** Nuku'alofa, Kingdom of Tonga | **APW:** Apia, Samoa | **PPG:** Pago Pago, American Samoa | **PPT:** Papeete, French Polynesia

NOTE: Transit times and port rotation are as of now and subject to change

For more information, please click [here](#)



PORT ROTATION

(Terminals are subject to change)

| ORIGIN | ETA/ETD | TERMINAL |
|-------------------------|---------|-------------------------------------|
| Pusan | - | Pusan General Berth |
| Kobe | - | Rokko Island I. Berth |
| Nagoya | - | Nagoya Terminal |
| Yokohama | - | Daikoku T-1 TML |
| Honiara | - | S.I. Ports Authority |
| Port Vila | - | Main Wharf |
| Noumea | - | Port Autonome De La Nouvelle Calédo |
| Lautoka | - | Lautoka Port |
| Suva | - | Suva Port |
| Nuku'alofa | - | Queen Salote Wharf |
| Apia | - | Matautu |
| Pago Pago | - | Pago Pago |
| Papeete | - | Port Autoome De Papeete |
| Tarawa | - | Kiribati Port Authority |
| Pusan | - | Pusan General Berth |
| Turnaround days: | - | |

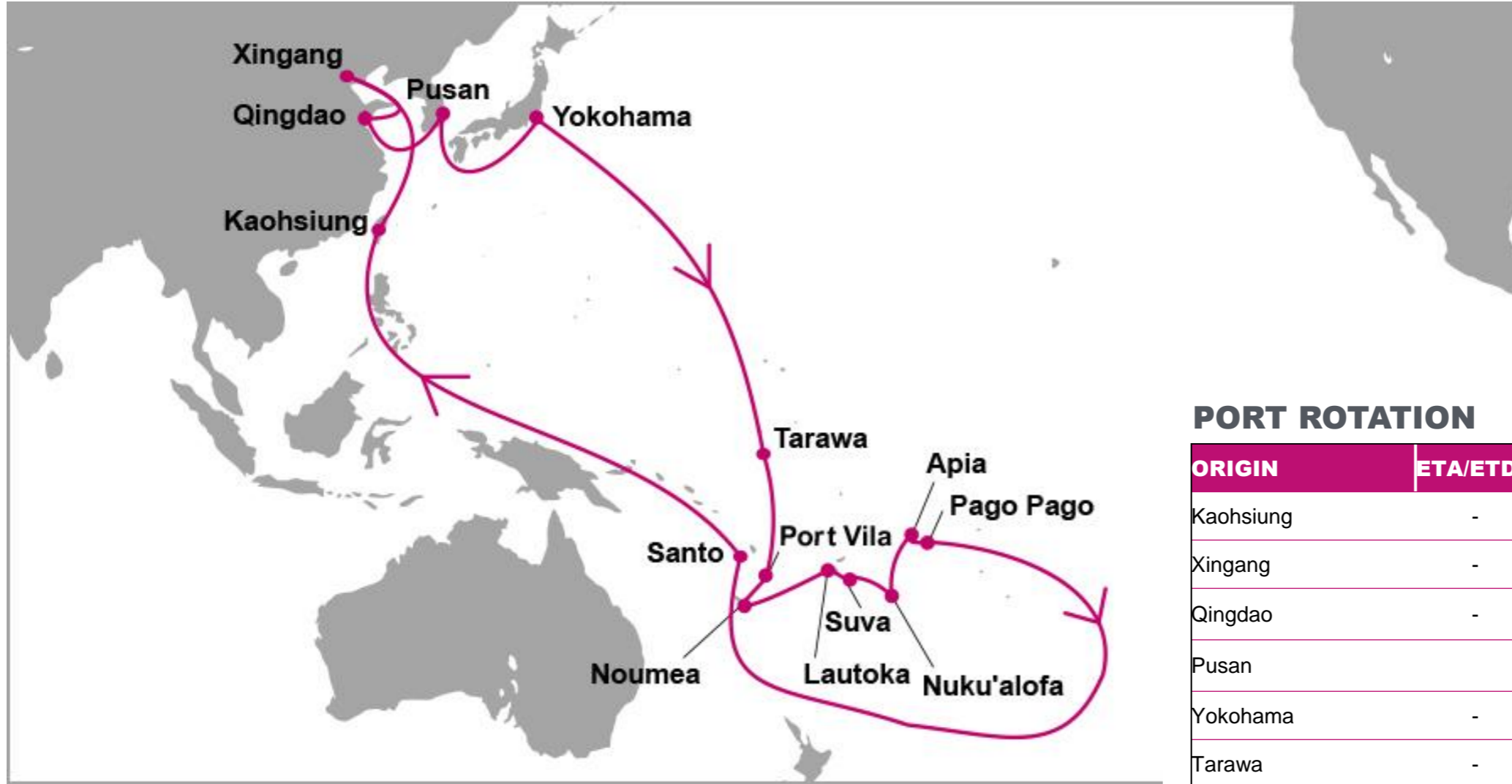
| S/B | HIR | VLI | NOU | LTK | SUV | TBU | APW | PPG | PPT | TRW | N/B | PUS | UKB | NGO | YOK |
|------------|-----|-----|-----|-----|-----|-----|-----|-----|-----|-----|------------|-----|-----|-----|-----|
| PUS | 14 | 17 | 19 | 21 | 22 | 24 | 26 | 26 | 32 | 40 | HIR | 39 | 43 | 44 | 45 |
| UKB | 12 | 15 | 17 | 19 | 20 | 22 | 24 | 24 | 30 | 38 | VLI | 36 | 40 | 41 | 42 |
| NGO | 11 | 14 | 16 | 18 | 19 | 21 | 23 | 23 | 29 | 37 | NOU | 35 | 39 | 40 | 41 |
| YOK | 10 | 13 | 15 | 17 | 18 | 20 | 22 | 22 | 28 | 36 | LTK | 32 | 36 | 37 | 38 |
| | | | | | | | | | | | SUV | 31 | 35 | 36 | 37 |
| | | | | | | | | | | | TBU | 30 | 34 | 35 | 36 |
| | | | | | | | | | | | APW | 28 | 32 | 33 | 34 |
| | | | | | | | | | | | PPG | 27 | 31 | 32 | 33 |
| | | | | | | | | | | | PPT | 22 | 26 | 27 | 28 |
| | | | | | | | | | | | TRW | 13 | 17 | 18 | 19 |

KEY TRANSIT TABLE - UNLOCODE PORT NAME & COUNTRY NAME

PUS: Pusan, South Korea | **UKB:** Kobe, Japan | **NGO:** Nagoya, Japan | **YOK:** Yokohama, Japan | **HIR:** Honiara, Solomon Islands | **VLI:** Port Vila, Vanuatu | **NOU:** Noumea, New Caledonia | **LTK:** Lautoka, Fiji | **SUV:** Suva, Fiji | **TBU:** Nuku'alofa, Kingdom of Tonga | **APW:** Apia, Samoa | **PPG:** Pago Pago, American Samoa | **PPT:** Papeete, French Polynesia | **TRW:** Tarawa, Kiribati

NOTE: Transit times and port rotation are as of now and subject to change

For more information, please click [here](#)



PORT ROTATION

(Terminals are subject to change)

| ORIGIN | ETA/ETD | TERMINAL |
|-------------------------|---------|---|
| Kaohsiung | - | Kaohsiung 42 Terminal |
| Xingang | - | Tianjin Port Pacific International |
| Qingdao | - | Qingdao Qianwan United Container Terminal |
| Pusan | - | Dongbu Pusan Container Terminal (DPCT) |
| Yokohama | - | Honmoku Terminal |
| Tarawa | - | Kiribati Port Authority |
| Port Vila | - | Main Wharf |
| Noumea | - | Port Autonome De La Nouvelle Calédo |
| Lautoka | - | Lautoka Port |
| Suva | - | Suva Port |
| Nuku'alofa | - | Queen Salote Wharf |
| Apia | - | Matautu |
| Pago Pago | - | Pago Pago |
| Santo | - | Luganville Wharf |
| Kaohsiung | - | Kaohsiung 42 Terminal |
| Turnaround days: | - | |

| S/B | TRW | VLI | NOU | LTK | SUV | TBU | APW | PPG | SAN | N/B | KHH | TXG | TAO | PUS | YOK |
|-----|-----|-----|-----|-----|-----|-----|-----|-----|-----|-----|-----|-----|-----|-----|-----|
| KHH | 24 | 29 | 31 | 34 | 35 | 38 | 41 | 41 | 52 | TRW | 30 | 34 | 36 | 40 | 44 |
| TXG | 20 | 25 | 27 | 30 | 31 | 34 | 37 | 37 | 48 | VLI | 25 | 29 | 31 | 35 | 39 |
| TAO | 16 | 21 | 23 | 26 | 27 | 30 | 33 | 33 | 44 | NOU | 23 | 27 | 29 | 33 | 37 |
| PUS | 13 | 18 | 20 | 23 | 24 | 27 | 30 | 30 | 41 | LTK | 20 | 24 | 26 | 30 | 34 |
| YOK | 9 | 14 | 16 | 19 | 20 | 23 | 26 | 26 | 37 | SUV | 18 | 22 | 24 | 28 | 32 |
| | | | | | | | | | | TBU | 16 | 20 | 22 | 26 | 30 |
| | | | | | | | | | | APW | 14 | 18 | 20 | 24 | 28 |
| | | | | | | | | | | PPG | 13 | 17 | 19 | 23 | 27 |
| | | | | | | | | | | SAN | 2 | 6 | 8 | 12 | 16 |

KEY TRANSIT TABLE - UNLOCODE PORT NAME & COUNTRY NAME

KHH: Kaohsiung, Taiwan | TXG: Xingang, China | TAO: Qingdao, China | PUS: Pusan, South Korea | YOK: Yokohama, Japan | TRW: Tarawa, Kiribati | VLI: Port Vila, Vanuatu | NOU: Noumea, New Caledonia | LTK: Lautoka, Fiji | SUV: Suva, Fiji | TBU: Nuku'alofa, Kingdom of Tonga | APW: Apia, Samoa | PPG: Pago Pago, American Samoa | SAN: Santo, Vanuatu

NOTE: Transit times and port rotation are as of now and subject to change