


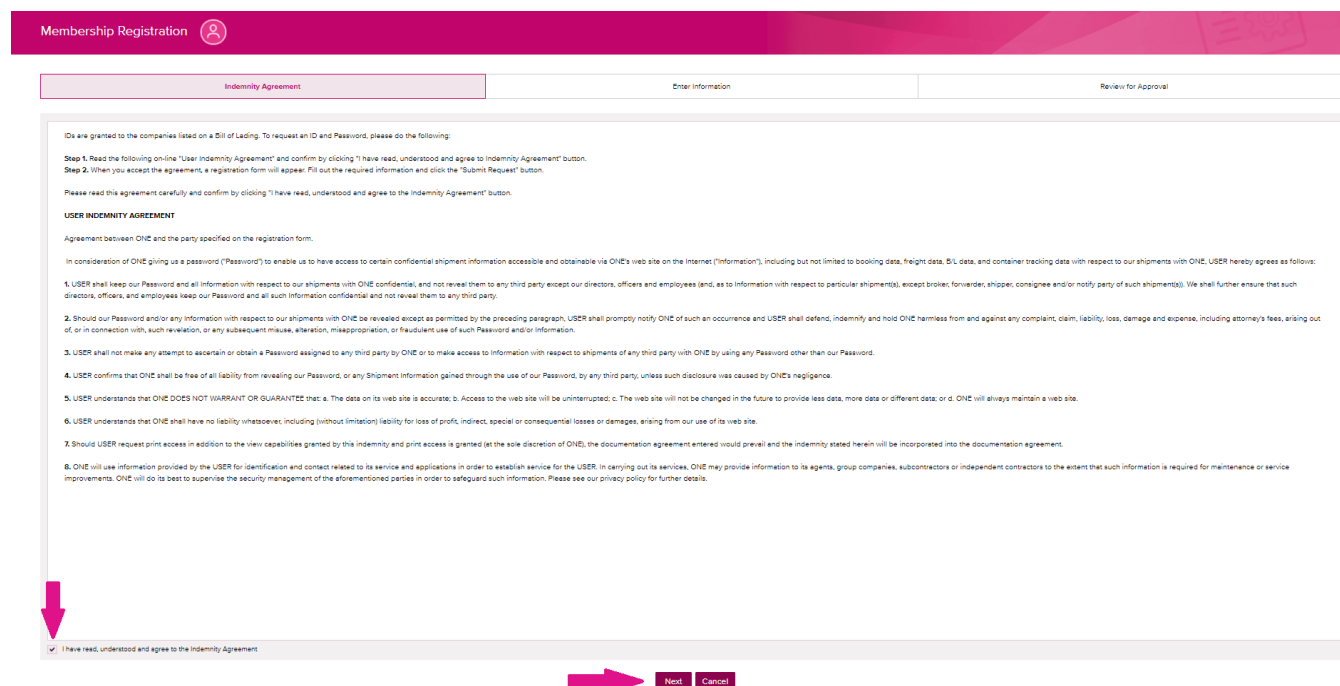
O e-Commerce da ONE possui várias funcionalidades, principalmente voltadas as exportações, porém existe uma função que está sendo muito utilizada pelos nossos clientes de importação, que é a criação de relatórios customizáveis. Dando assim autonomia e acesso a informações úteis que muitas vezes nossos clientes só conseguiriam solicitando à ONE.

1º PASSO: CADASTRO

Acessar o site da ONE Brasil (<https://br.one-line.com/>) e clicar em REGISTER



Clicar em concordar com os termos e em NEXT



Preencher todos os campos (os campos com * são obrigatórios) e clicar em NEXT

Please enter all information in English. (Required field is indicated by *)

Company Information

* Company Name

* Country/District Centralized Office

Zip Code

* City

* Address

* Company Type

User Information

* User ID Use at least 6 characters (Caps Lock sensitive)

* Password Use at least 6 alphanumeric characters (Caps Lock sensitive)

* Confirm password

* First Name

* Last Name

* Phone

Fax

* E-mail

* Trade

* Contact ONE Office

Recent BL No. (Maximum 5 BL)

Comment

Next **Cancel**

Clicar em CONFIRM para confirmar o envio das informações

* User ID This ID is available.

* Password

* Confirm password

* First Name

* Last Name

* Phone

Confirm Message

Do you want to save the data?

Confirm **Cancel**

Clicar em CLOSE para finalizar

* User ID This ID is available.

* Password

* Confirm password

* First Name

* Last Name

* Phone

Dialog Message

The data has been saved.

Close

Clicar em OK

Company Type

User Information

User ID

First Name

Last Name

Phone

Thank you.
Your submission is successful, our team will be contacting you soon on the results of the registration.

OK

Revisar os dados e clicar em OK novamente

Indemnity Agreement	Enter Information	Review for Approval
Company Information		
Company Name	ONE TESTE	
Country/District	BRAZIL	
Zip Code		
City	Santos	
Address	RUA GUIAIAO 66	
Company Type	Shipper or Consignee	
User Information		
User ID	ONETESTE	
First Name	ONE	
Last Name	TESTE	
Phone	55 13 123456	
Fax	55	
E-mail	BR.IMPORT@ONE-LINE.COM	
Trade	Import	
Contact ONE Office	OCEAN NETWORK EXPRESS (LATINA) LTDA. - SAO PAULO	
Recent BL No. (Maximum 5 BL)		
Comment		

OK

Após finalizar, informar os dados cadastrados ao br.import@one-line.com para o cadastro seja aprovado.

2º PASSO: LOGIN

Após receber por e-mail a confirmação de que seu cadastro foi aceito e a informação de senha, acessar novamente o site da ONE Brasil (<https://br.one-line.com/>), inserir as informações de LOGIN e SENHA e clicar em LOGIN

The screenshot shows the ONE e-commerce website interface. At the top, there is a navigation bar with the ONE logo and various menu items: About, Brazil, News, Services, CSR, Contact ONE, ONE Subscription, eCommerce, and Service Provider Login. On the right side of the navigation bar, there are links for Login, Global, and Brazil, along with a search icon.

The main content area is divided into two sections. On the left, there is a banner for "Need Help?" with the text "ONE Brazil's new service platform." and a "READ MORE" button. Below this, there is a large "Welcome to LIVE CHAT" banner with a speech bubble icon.

On the right, there is a "ONE eCommerce LOGIN" section. It features a login form with fields for "ONEBRASIL" (indicated by a red arrow) and a password field (indicated by a red arrow). Below the password field, there is a "Forgot Your User ID / Password?" link and a "Remember me" checkbox (indicated by a red arrow). The form includes "REGISTER" and "LOGIN" buttons.

Below the login section, there is a "TRACKING" section with a search bar for "Enter Booking or Container No." and a "TRACK" button. A note below the search bar states: "You can enter several numbers, separated by a space or comma."

3º PASSO: CRIAR REPORT

Clicar em REPORT

Para criar um novo Report, clicar em MY REPORT e em CREATE NEW REPORT

	Name	Email Service	Search Period(Day)		Sending Cycle	Recipients List
			Past	Future		
<input type="checkbox"/>						

No data was found

Preencher todas as informações e critérios do report (os campos com o símbolo + podem ser selecionados múltiplos critérios)

Home Schedule Outbound Inbound Track & Trace Report Rate & Tariff e-Subscription VGM Service Provider

Report

Report

My Report

Payment Status Report (Brazil)

Create New Report

Report Name

Date

By Customer By Contract No

Customer code

Shipment Status Criteria is required for your report based on planned, active, and/or delivered shipments.

*** Shipment Status Criteria** The report will include all shipments unless a filter is deselected.

Planned Shipments – Includes all shipments which do not have cargo movement.

Active Shipments – Includes all shipments which have cargo movement.

Delivered Shipments – includes all shipments which have been delivered.

Route Port Of Loading Port Of Discharging

-
-
-
-

[Booking Information]

- Also Notify Name
- Bill of Lading Issue Date
- Bill of Lading ITN No.
- Bill of Lading Number
- Bill of Lading On-board Date
- Bill of Lading Status
- Bill of Lading Surrender Date
- Bill of Lading Surrender Office

If you would like to add all items within a category please select the category in Magenta.

E-Mail Service

Para selecionar a informação a ser considerada para o relatório, clicar em cima do nome na lista da esquerda, clicar em ADD e a informação irá migrar para a lista da esquerda (para remover um critério basta selecionar na lista da esquerda e clicar em DELETE)

Report
Report
My Report
Payment Status Report (Brazil)

Create New Report

Report Name:

Date:

By Customer By Contract No

Customer code:

Inquiry Option

Shipment Status Criteria is required for your report based on planned, active, and/or delivered shipments.

- Shipment Status Criteria** The report will include all shipments unless a filter is deselected.
- Planned Shipments – Includes all shipments which do not have cargo movement.
- Active Shipments – Includes all shipments which have cargo movement.
- Delivered Shipments – includes all shipments which have been delivered.

Route

Port Of Loading: Port Of Discharging:

Place of Delivery

- Port of Loading
- Port of Discharging**
- Berth at First POL
- ETD from First POL
- ATD from First POL
- ETA at Last POD
- Berth at Last POD
- ATA at Last POD

Bill of Lading Number

Gross Weight KG

Container Type/Size

Container Number

Port of Loading

Port of Discharging

If you would like to add all items within a category please select the category in Magenta.

Os relatórios podem ser extraídos diretamente do site ou recebidos periodicamente por e-mail.

Para receber o relatório via e-mail, selecionar E-MAIL SERVICE, escolher os parâmetros de dias e a periodicidade (diária/mensal/semanal).

Planned Shipments – includes all shipments which do not have cargo movement.
 Active Shipments – Includes all shipments which have cargo movement.
 Delivered Shipments – includes all shipments which have been delivered.

Route: Port Of Loading + Port Of Discharging +
 -

Place of Delivery

- Port of Loading
- Port of Discharging
- Berth at First POL
- ETD from First POL
- ATD from First POL
- ETA at Last POD
- Berth at Last POD
- ATA at Last POD

If you would like to add all items within a category please select the category in Magenta.

Bill of Lading Number

Gross Weight KG

Container Type/Size

Container Number

Port of Loading

Port of Discharging

Add
Delete

E-Mail Service Past Days Future Days Sending Cycle

Weekly

Daily

Weekly

Monthly

Save

- Report
- Report
- My Report
- Payment Status Report (Brazil)

Create New Report

Report Name:

Date:

By Customer By Contract No

Customer code:

Inquiry Option

* **Shipment Status Criteria** The report will include all shipments unless a filter is deselected.

Planned Shipments – Includes all shipments which do not have cargo movement.
 Active Shipments – Includes all shipments which have cargo movement.
 Delivered Shipments – includes all shipments which have been delivered.

Route: Port Of Loading + Port Of Discharging +
 -

Place of Delivery

- Port of Loading
- Port of Discharging
- Berth at First POL
- ETD from First POL
- ATD from First POL
- ETA at Last POD
- Berth at Last POD
- ATA at Last POD

If you would like to add all items within a category please select the category in Magenta.

Bill of Lading Number

Gross Weight KG

Container Type/Size

Container Number

Port of Loading

Port of Discharging

Add
Delete

Weekly

SUN MON TUE WED THU FRI SAT

E-Mail Service Past Days Future Days Sending Cycle

Save

Clicar em SAVE

Delivered Shipments – includes all shipments which have been delivered.

Route Port Of Loading + Port Of Discharging SANTOS, BRAZIL +
RIO GRANDE, BRAZIL -

Place of Delivery
Port of Loading
Port of Discharging
Berth at First POL
ETD from First POL
ATD from First POL
ETA at Last POD
Berth at Last POD
ATA at Last POD

Bill of Lading Number
Gross Weight KG
Container Type/Size
Container Number
Port of Loading
Port of Discharging

If you would like to add all items within a category please select the category in Magenta.

E-Mail Service Past 5 Days Future 10 Days Sending Cycle Weekly MON

Clicar em CONFIRM para confirmar o envio das informações

Planned Shipments – Includes all shipments which do not have cargo movement.
 Active Shipments – Includes all shipments which have cargo movement.

Route Port Of Discharging SANTOS, BRAZIL +
RIO GRANDE, BRAZIL -

Place of Delivery
Port of Loading
Port of Discharging
Berth at First POL
ETD from First POL
ATD from First POL

Bill of Lading Number
Gross Weight KG
Container Type/Size
Container Number
Port of Loading

Confirm Message
Do you want to save the data?

Clicar em CLOSE

Shipment Status Criteria is required for your report based on planned, active, and/or delivered shipments.
• **Shipment Status Criteria** The report will include all shipments unless a filter is deselected.

Planned Shipments – Includes all shipments which do not have cargo movement.
 Active Shipments – Includes all shipments which have cargo movement.

Route Port Of Discharging SANTOS, BRAZIL +
RIO GRANDE, BRAZIL -

Place of Delivery
Port of Loading
Port of Discharging
Berth at First POL
ETD from First POL
ATD from First POL

Bill of Lading Number
Gross Weight KG
Container Type/Size
Container Number
Port of Loading

Dialog Message
The data has been saved.

Para os relatórios que serão encaminhados periodicamente via e-mail, clicar em E-SUBSCRIPTION para informar os contatos

Home Schedule Outbound Inbound Track & Trace Report Rate & Tariff e-Subscription VGM Service Provider

Report My Report

Create New Report e-Subscription

	Name	Email Service	Search Period(Day)		Sending Cycle	Recipients List
			Past	Future		
<input type="checkbox"/>	TESTE NUMERO 1	✓	5 Days	10 Days	Weekly MON	

Edit Delete

Clicar na LISTA

Home Schedule Outbound Inbound Track & Trace Report Rate & Tariff e-Subscription VGM Service Provider

e-Subscription e-Subscription User Guide

Documentation Vessel Report Schedule Visibility Bill VGM

This service allows customers to set the period, sending cycle and recipient list for the auto-send of the created report.

Report Subscribe Unsubscribe

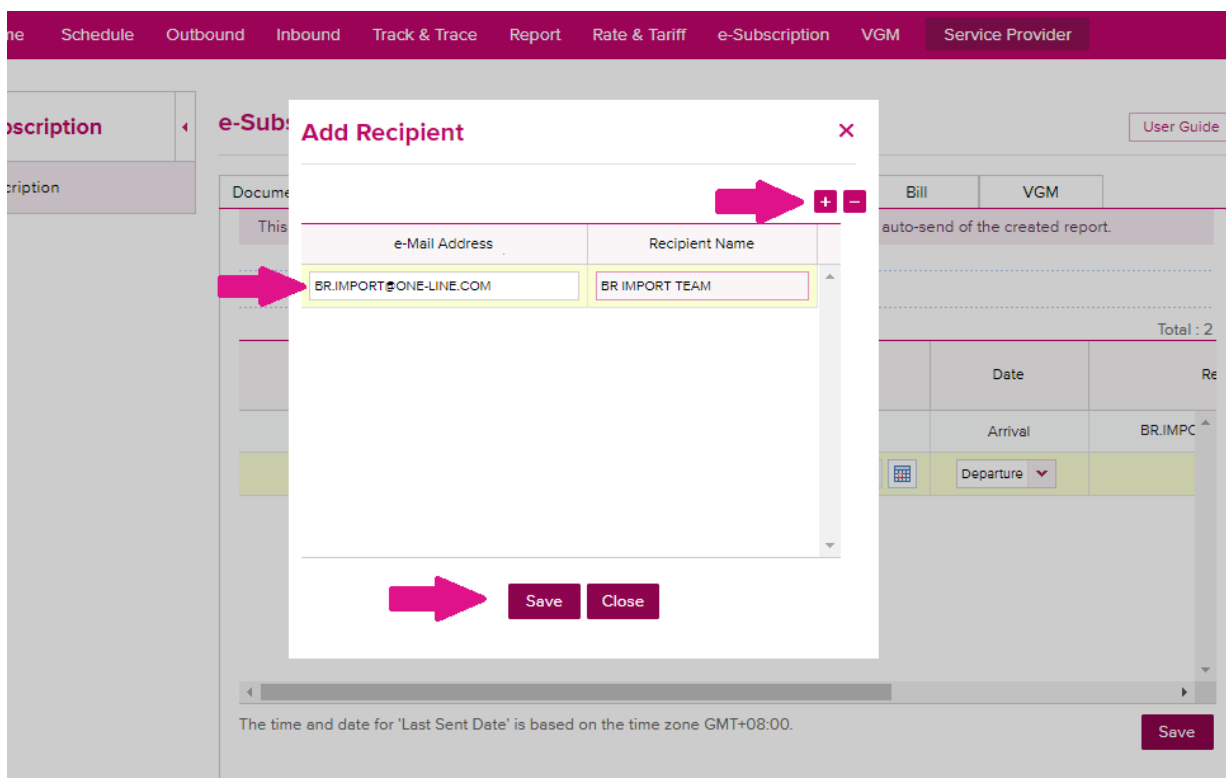
Total : 1

Search Period(Day)	Sending Cycle	Date	Recipients List	Last Sent Date
Future				
10	Weekly (MON)	Arrival		

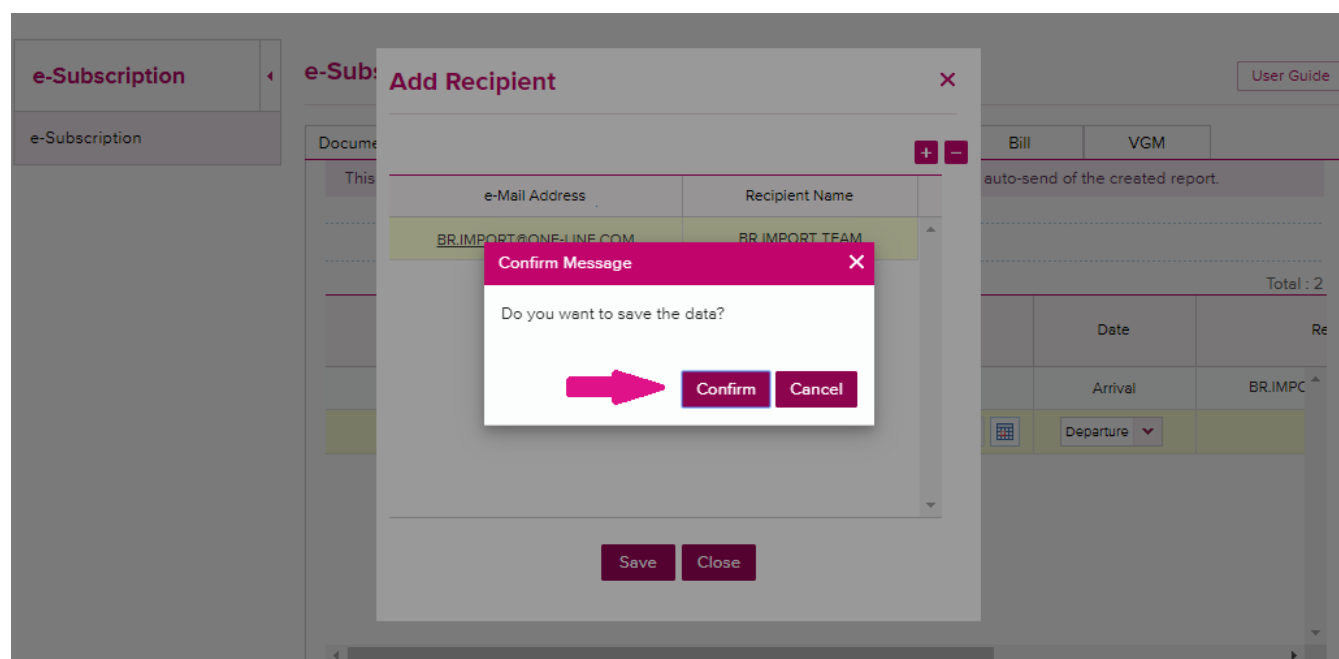
The time and date for 'Last Sent Date' is based on the time zone GMT+08:00.

Save

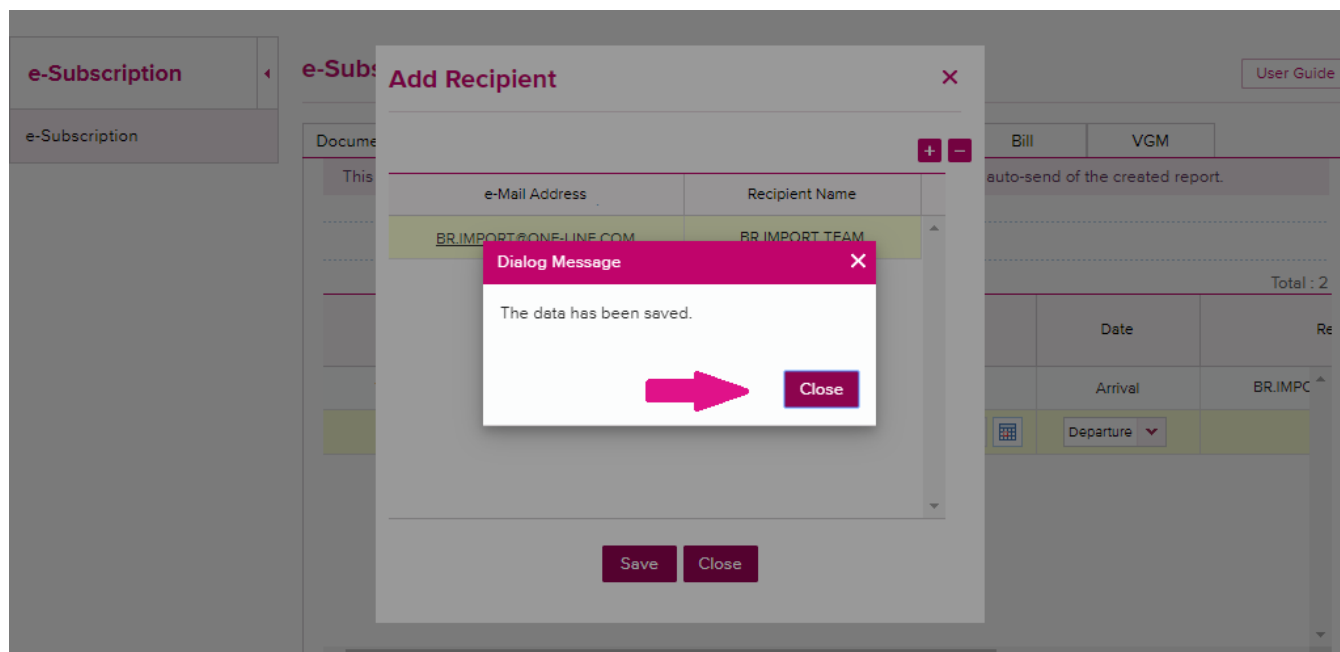
Informar e-mail e nome do responsável pelo recebimento (utilizar o símbolo + para múltiplos destinatários) e clicar em SAVE



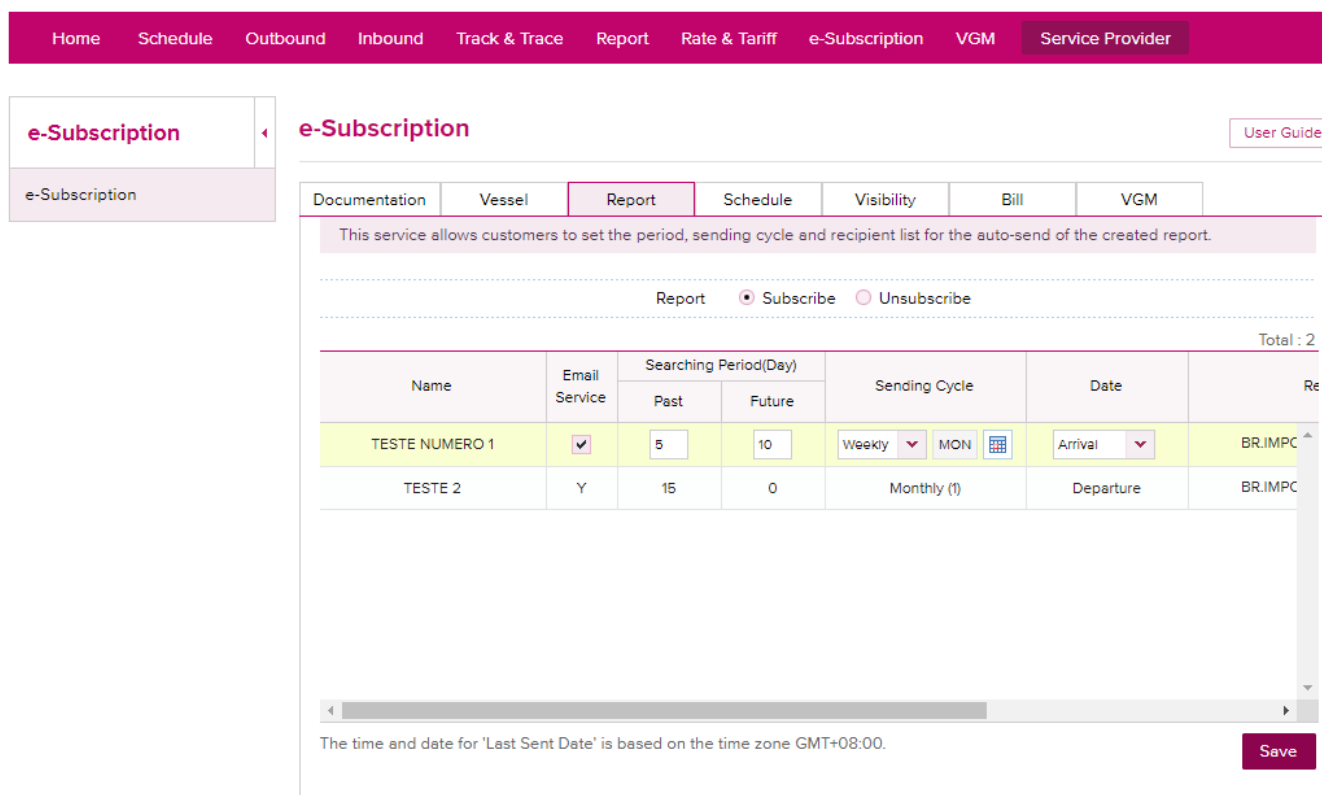
Clicar em CONFIRM para confirmar o envio dos dados



Clicar em CLOSE



Ainda em E-SUBSCRIPTION, é possível alterar os parâmetros e a periodicidade do envio



Outros campos como informações sobre bookings e BsL podem ser utilizados apenas caso o exportador utilize o nosso E-Commerce para envio de Bookings e SIs

e-Subscription

User Guide

Documentation Vessel Report Schedule Visibility **Bill** VGM

This setting is a default value and will be applied when you submit a booking.

Vessel Departure (1st Vessel only) Subscribe Unsubscribe

Vessel Advance / Delay Notice Subscribe Unsubscribe

Total : 0

Booking Number	Loading Port	Discharging Port	Vessel (Old)	Estimated Time of Departure (Old)
No data was found				

Save

4º PASSO: EXTRAIR REPORT

Além dos relatórios periódicos que podem ser recebidos por e-mail, é possível extrair um relatório diretamente do E-Commerce. Existe um relatório básico já criado, porém todos os relatórios customizados criados também podem ser utilizados, basta selecionar o relatório que quer extrair ao clicar em REPORT TYPE. Após preencher todos os critérios clicar em SEARCH.

Home Schedule Outbound Inbound Track & Trace Report Rate & Tariff e-Subscription VGM Service Provider

Report

User Guide

This service provides customers with customized report without entering specific shipment number. Shipment Status Criteria is required for your report based on planned, active, and/or delivered shipments.

Report Type: TESTE 2 Manage My Report

Period(Departure): 2019-11-06 ~ 2019-11-21 15days 30days 45days 60days 75days 90days

By Customer CONSIGNEE By Contract No

Customer code: BR104077 Search

Inquiry Option

- Planned Shipments – Includes all shipments which do not have cargo movement.
- Active Shipments – Includes all shipments which have cargo movement.
- Delivered Shipments – includes all shipments which have been delivered.

Route: Port Of Loading + Port Of Discharging +

Search

Os resultados encontrados irão aparecer na tela e podem ser baixados em Excel, para isso, clicar em download.

Total : 4

Bill of Lading Issue Date	Bill of Lading Status	RFA Number	Bill of Lading Number	Trunk VVD	
2019-11-06 00:00:00	Printed by ONE (Or	SAOB00346A	TY8NM0962600	YROT0944W	
2019-11-15 00:00:00	Printed by ONE (Or	SAOB00346A	OS8EB6135600	ROAT0945W	
2019-11-06 00:00:00	Printed by ONE (Or	SAOB00346A	NG8DX4718900	YROT0944W	
2019-11-07 00:00:00	Printed by ONE (Or	SAOB00346A	OS8EC8051600	YROT0944W	



Download